



ALAMO
COLLEGES
DISTRICT

NORTHEAST LAKEVIEW COLLEGE

NORTHWEST VISTA COLLEGE

PALO ALTO COLLEGE

SAN ANTONIO COLLEGE

ST. PHILIP'S COLLEGE



Welcome MBNQA Examiners

Leadership Team

Dr. Adena Williams Loston, President, St. Philip's College

Dr. Robert Vela, President, San Antonio College

Dr. Robert Garza, President, Palo Alto College

Dr. Ric Baser, President, Northwest Vista College

Dr. Veronica Garcia, President, Northeast Lakeview College

Dr. Thomas Cleary, Vice Chancellor for Planning, Performance and Information Systems

Dr. George Railey, Vice Chancellor for Academic Success

Dr. Adelina Silva, Vice Chancellor for Student Success

Dr. Diane Snyder, Vice Chancellor for Finance and Administration and Interim Vice Chancellor of Economic and Workforce Development

Linda Boyer-Owens, Associate Vice Chancellor of Human Resources and Organizational Development

Luke Dowden, Chief Online Learning Officer and Associate Vice Chancellor

Kristi Wyatt, Associate Vice Chancellor of Communications and Engagement

Category Leads

Category 1 - Leadership

Dr. Cindy Mendiola-Perez, Associate Vice Chancellor, Student and Program Development

Category 2 - Strategy

Dr. Carlos Ayala, Senior Strategist

Category 3 - Customers

Debi Gaitan, Vice President for Student Success, Northwest Vista College

Category 4 - Measurement, Analysis, And Knowledge Management

Robert Aguinaga, Technology Manager for Information Technology Services

Category 5- Workforce

Linda Boyer-Owens, Associate Vice Chancellor of Human Resources and Organizational Development

Category 6 - Operations

Cathy Obien, Manager of Fiscal Services

Team Lead Coordinator

Dr. Mecca Salahuddin, Director of Strategic Initiatives and Performance Excellence

Who We Are



STUDENTS FIRST. STUDENT SUCCESS.



THEN and NOW

Taking a big step forward in student success



2005 - 2006

2017 - 2018

% Increase

Enrollment by College of Attendance: Fall Term

50,166

60,692

21%

Degrees and Certificates Conferred*

3,707

12,756

244%

Fall to Fall Retention Rate

60%

70%

17%

3-Year Graduation Rate

6%

25%

326%

4-Year Graduation Rate

9%

26%

198%

Productive Grade Rate

67%

80%

20%

Course Completion Rate

80%

92%

16%

Total Expense Operating Budget

\$208,717,222

\$354,086,098

70%

Perecent of Budget allocated to Personnel

71%

67%

-7%

Bond Rating: S&P / Moody's

AA / Aa2

AAA / AAA



Foundation Total Assets

\$5,202,174

\$26,628,222

412%

Notes (*): Degrees conferred of 12,756 represents FY17 total as FY18 is still to be determined (summer term)

Vision

Alamo Colleges will be the best in the nation in Student Success and Performance Excellence

Mission

Empowering our diverse communities for success.

Values



Students First



Data-Informed



Can-Do Spirit



Community-Engaged



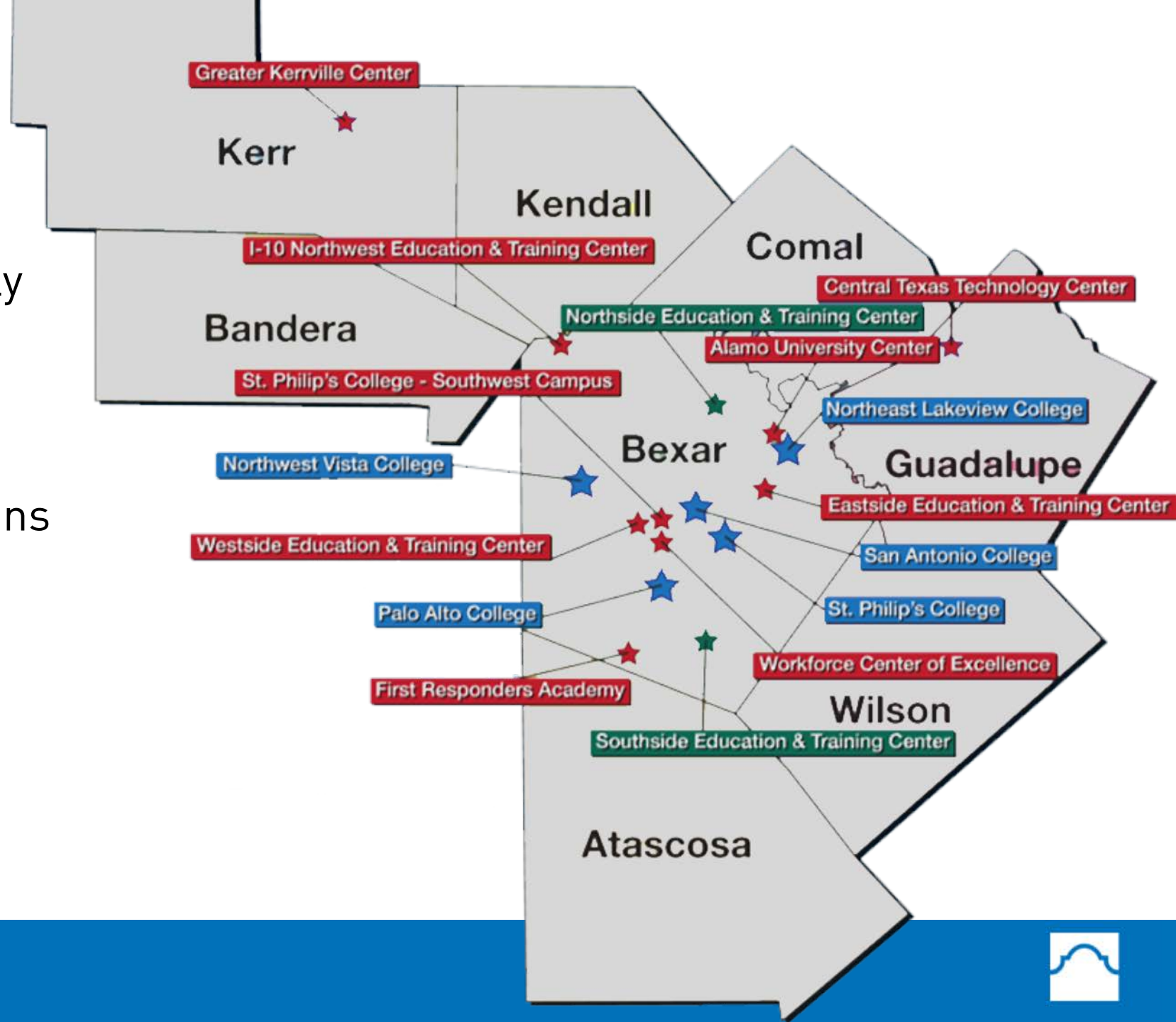
Respect for All



Collaboration

The Alamo Colleges Family

- 100,000 students annually
- 8 county service areas
- 5 colleges
- 7 satellite centers
- District Support Operations





ALAMO COLLEGES DISTRICT



ALAMO COLLEGES DISTRICT
St. Philip's College



ALAMO COLLEGES DISTRICT
San Antonio College



ALAMO COLLEGES DISTRICT
Palo Alto College



ALAMO COLLEGES DISTRICT
Northwest Vista College



ALAMO COLLEGES DISTRICT
Northeast Lakeview College

*5 Accredited Institutions



11,000 students attend more than one college each term.



In-and Out-of-State Peer Groups

- **Texas**

- Very Large Community Colleges (9)
 - Texas Higher Education Coordinating Board-defined

- **National**


- Selected from “Top 150” Aspen institutions (Top 10%)
 - Central New Mexico Community College (NM)
 - Coastline Community College (CA)
 - El Paso Community College (TX)
 - Pima Community College (AZ)
 - Wayne County Community College (MI)

Who We Serve



Our Customers and Partners

- Students
- Community
- School Districts and Universities
- Employers



Student Profile

62% Hispanic
8% African-American
24% White
3% Asian
3% Other



57% Female
43% Male



19% Full-Time
81% Part-Time



Open-Access Institution



53%
Economically
Disadvantaged

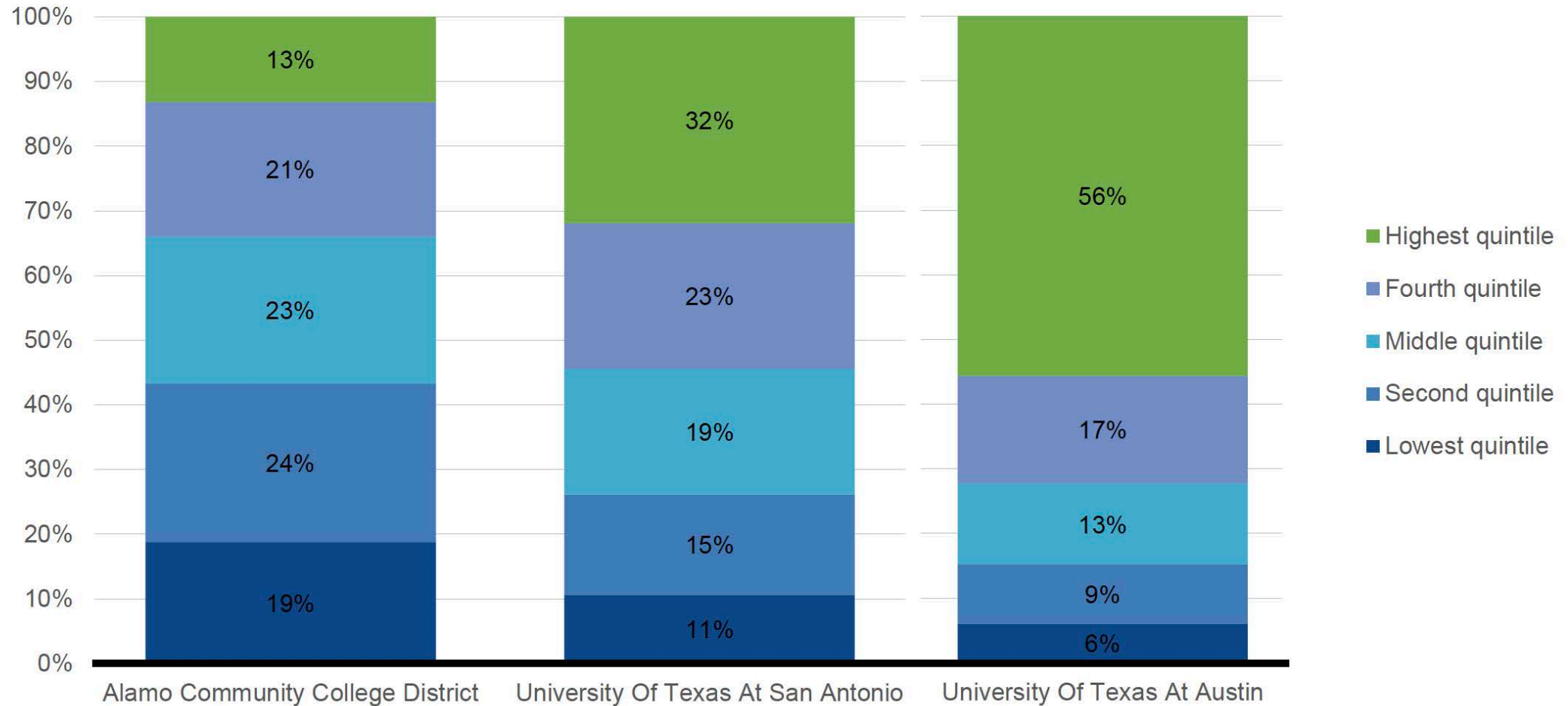


70%+
Receive Financial Aid



62%
Underprepared Students

Economic Diversity Profile

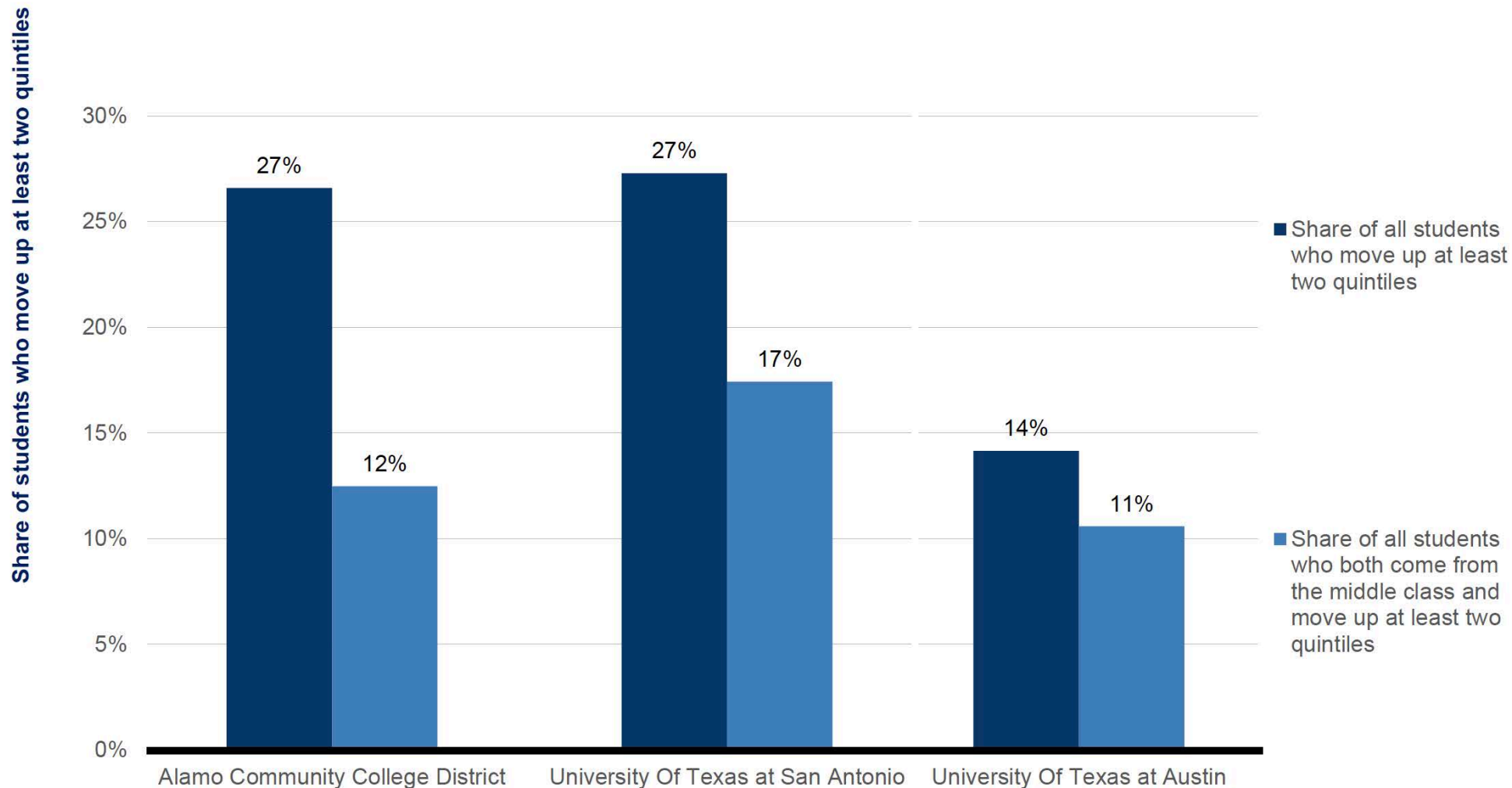


Source: Friedman, Saez, Turner, and Yagan (2017), "Mobility Report Cards: The Role of Colleges in Intergenerational Mobility."
Table 3. Note: these are figures for the 1991 birth cohort.

BROOKINGS



Economic Mobility Booster



Source: Author's calculations using data from the Equality of Opportunity Project, Chetty, Friedman, Saez, Turner, and Yagan (2017), "Mobility Report Cards: The Role of Colleges in Intergenerational Mobility." Table 3. Note: these are figures for the 1980 birth cohort.



Our Strategic Goals



THE ALAMO WAY



STUDENT
SUCCESS



PRINCIPLE-
CENTERED
LEADERSHIP



PERFORMANCE
EXCELLENCE

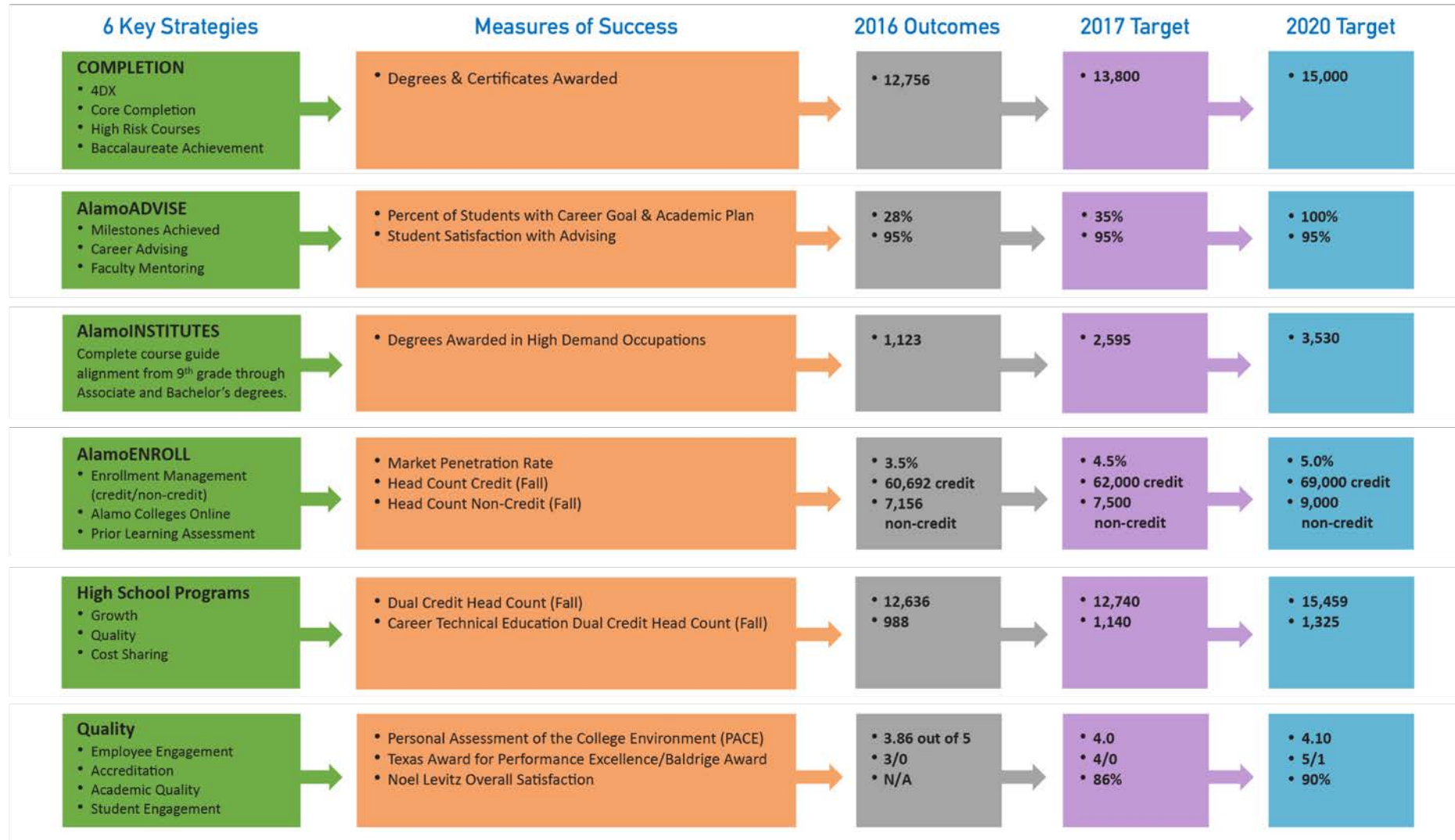


Student Success Defined (Policy F.6.1)



Performance Measures

- ✓ Graduates
- ✓ Course Completion Rates
- ✓ Productive Grade Rates
- ✓ Retention Rates
- ✓ Persistence Rates
- ✓ Transfer Rates
- ✓ Employment Rates
- ✓ Licensure Pass Rates
- ✓ Graduation Rates
- ✓ Success Rates in Developmental Education



Key Innovations



Key Innovations



- The Alamo Way
- Strategy Map
- Leadership Development
- Degree Completion Agenda: 4DX and WIG
- AlamoADVISE
- AlamoINSTITUTES
- Regional Strategies
- High School Programs

Key Innovations: Four Disciplines of Execution (4DX)

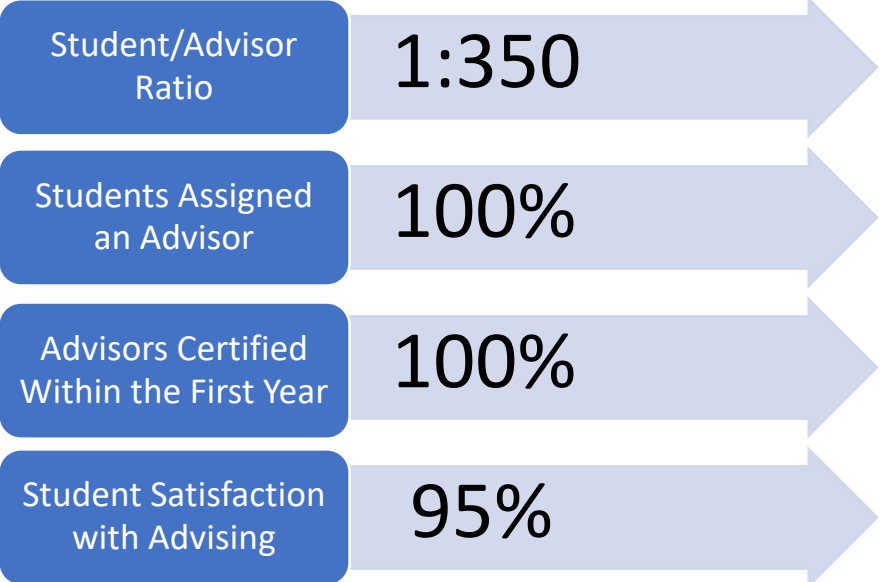
Combines multiple strategies to work towards one goal.

- Began with 190 Teams aligned with the our Wildly Important Goal (WIG)
- Now 400+ 4DX Teams Across the Organization



Key Innovations: AlamoADVISE

An intentional case management model designed to support students from enrollment to completion.



Key Innovations: Regional Strategies



Key Innovations: High School Programs

- 12,500 students
- 16 Early College High Schools (Several Nationally Recognized)
- 3 CAST Academies
- Alamo Academies
- \$25 million investment

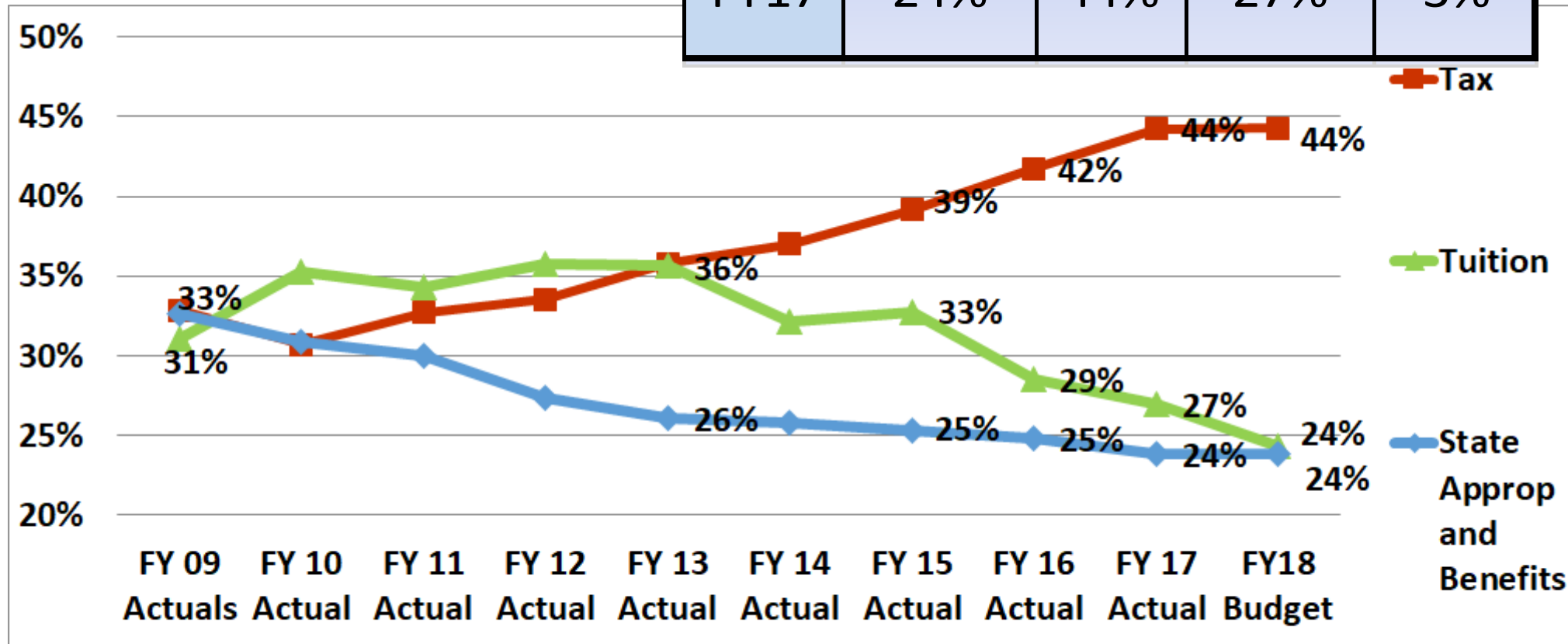




Financial Profile

Our Challenge: Funding for the Alamo Colleges District

Fiscal Year	State Funding	Local Taxes	Tuition & Fees	Other
FY09	33%	33%	31%	3%
FY17	24%	44%	27%	3%



Affordable Tuition



Texas Tuition

3rd

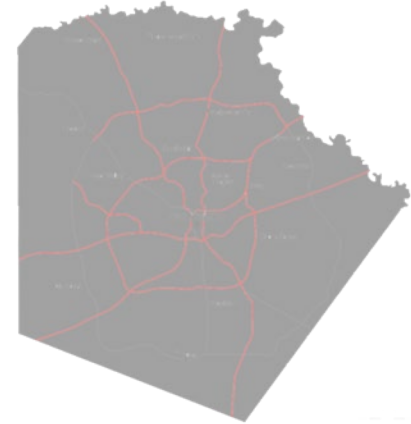
lowest in nation



Alamo Colleges District

8th

lowest in Texas



Alamo Colleges District

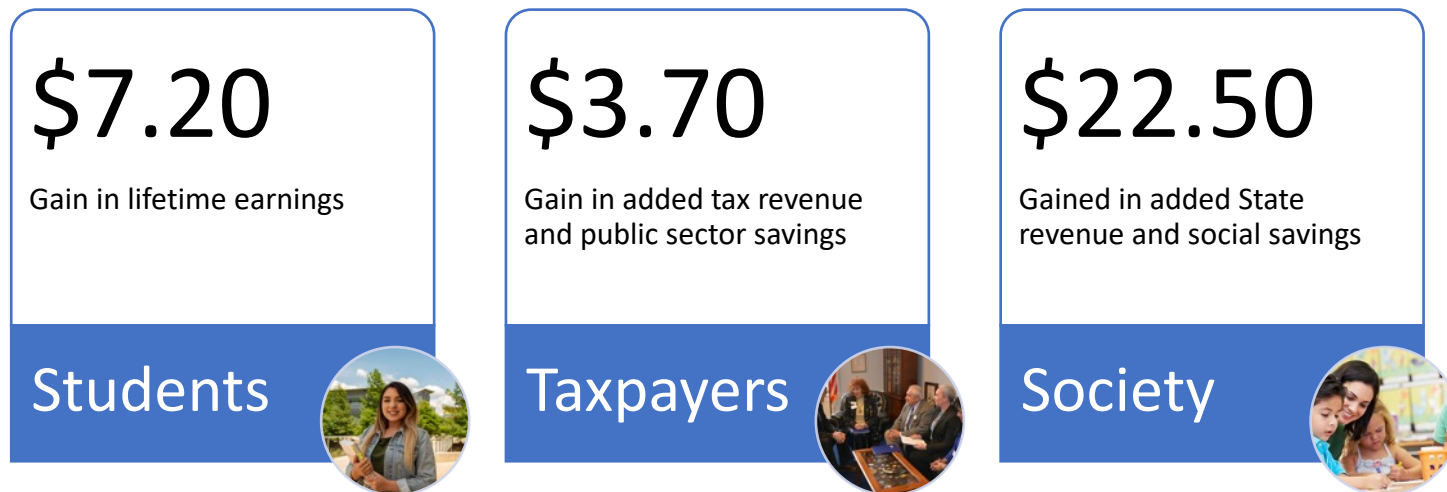
\$200-\$1,700

Less per credit hour than
other institutions in San Antonio

Economic Impact

- **One** out of every **36** jobs in the Alamo Colleges Service Area is supported by the activities of the Alamo Colleges and their students.
- The average associate degree graduate from the Alamo Colleges will see an increase in earnings of **\$9,300** each year compared to someone with a high school diploma working in Texas.

For Every \$1 Spent by Students



Community Investment

Voters Approved \$450 Bond Issue by 2 to 1 Margin in 2017

Positions Alamo Colleges District to accommodate the higher education needs of the 1 million new residents expected by 2035.

AAA Bond Rating – Alamo Colleges District is one of three community colleges in the state to earn a AAA/Aaa rating and one of only eleven across the nation.

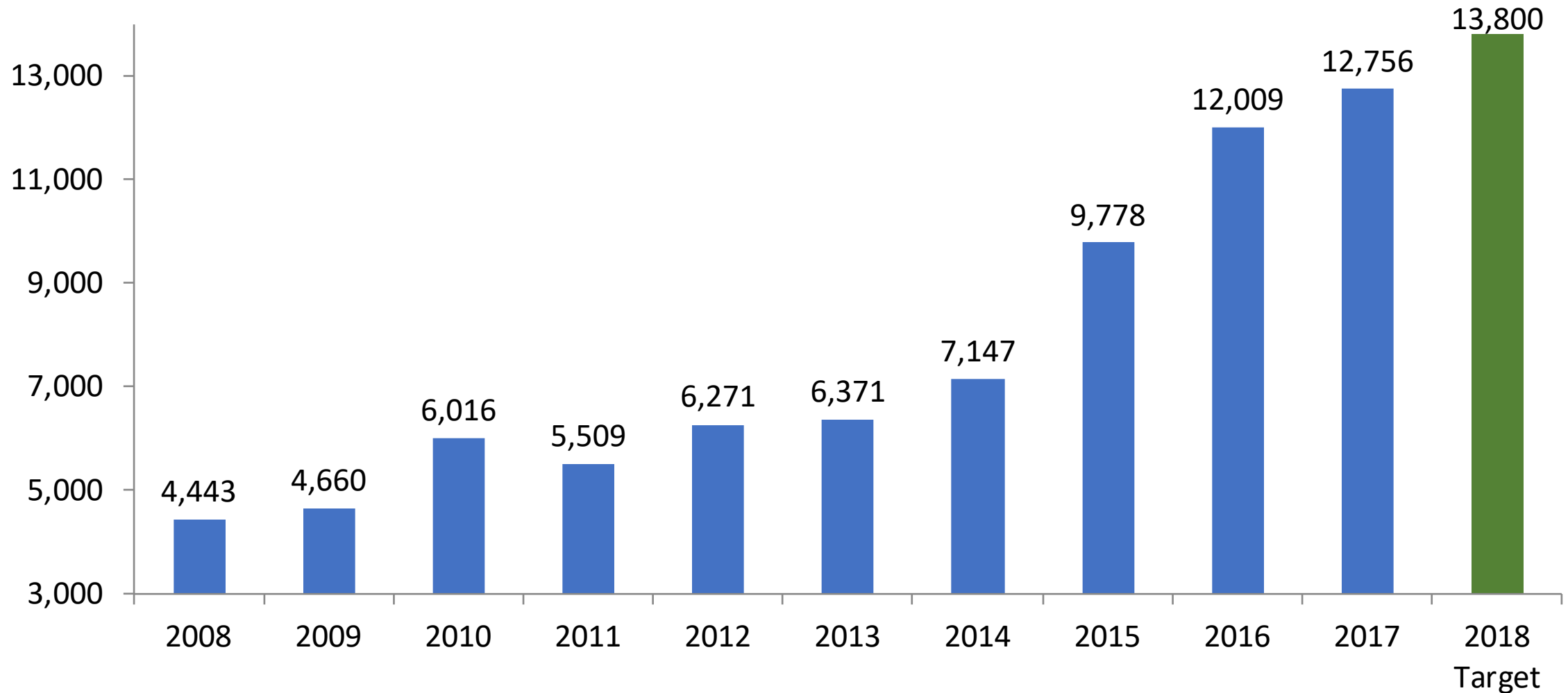


Commitment to Improvement



Degrees and Certificates Awarded (WIG)

Source: Texas Higher Education Coordinating Board





THE ASPEN INSTITUTE
COLLEGE EXCELLENCE PROGRAM



ALAMO COLLEGES DISTRICT
Palo Alto College



ALAMO COLLEGES DISTRICT
Northwest Vista College



ALAMO COLLEGES DISTRICT
San Antonio College



ALAMO COLLEGES DISTRICT
St. Philip's College



ALAMO COLLEGES DISTRICT
Palo Alto College



2007

2012

2015

2016

2018



ALAMO COLLEGES DISTRICT
Northwest Vista College



Site visit



ALAMO COLLEGES DISTRICT
Palo Alto College



Site visit



ALAMO
COLLEGES
DISTRICT



Site visit



ALAMO COLLEGES DISTRICT
St. Philip's College



* Best Recognition in Leadership and Customer Categories



THANK YOU



ALAMO
COLLEGES
DISTRICT

