

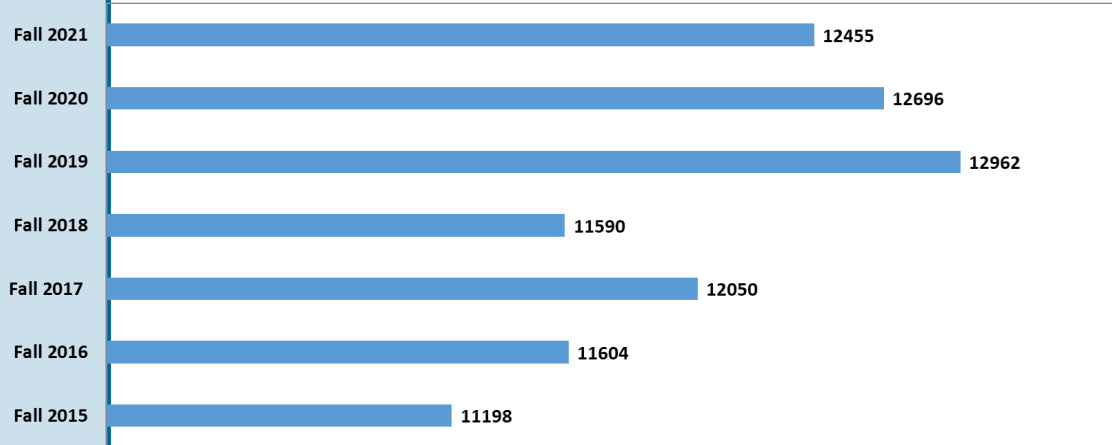
# St. Philip's College Fall Student Profile Report 2015—2021

| St. Philip's College Student Profile Fall 2015 - 2021 |                              |           |           |           |           |           |           |           |
|---|------------------------------|-----------|-----------|-----------|-----------|-----------|-----------|-----------|
| St. Philip's College                                  |                              | Fall 2015 | Fall 2016 | Fall 2017 | Fall 2018 | Fall 2019 | Fall 2020 | Fall 2021 |
| <b>Student Enrollment</b>                             |                              | 11198     | 11604     | 12050     | 11590     | 12962     | 12696     | 12455     |
| <b>Gender</b>   |                              |           |           |           |           |           |           |           |
|   | Male                         | 4866      | 5001      | 5149      | 5051      | 5598      | 5182      | 5048      |
|   | Female                       | 6332      | 6603      | 6856      | 6539      | 7364      | 7514      | 7407      |
| <b>Ethnicity</b>                                      |                              |           |           |           |           |           |           |           |
|   | African American             | 1272      | 1252      | 1352      | 1265      | 1493      | 1447      | 1369      |
|   | White                        | 3157      | 3194      | 3138      | 2741      | 2800      | 2813      | 2648      |
|   | Hispanic                     | 6084      | 6466      | 6816      | 6807      | 7756      | 7529      | 7674      |
|   | Asian                        | 306       | 273       | 254       | 250       | 290       | 271       | 279       |
|   | International                | 115       | 65        | 28        | 12        | 21        | 14        | 9         |
|   | Other                        | 264       | 354       | 462       | 515       | 602       | 622       | 476       |
| <b>Veteran/Non-veteran</b>                            |                              |           |           |           |           |           |           |           |
|   | Veteran                      | 1684      | 1208      | 1016      | 1042      | 1342      | 952       | 907       |
|   | Non-veteran                  | 9514      | 10396     | 11034     | 10548     | 11620     | 11744     | 11548     |
| <b>Age</b>  |                              |           |           |           |           |           |           |           |
|   | Under 18                     | 2571      | 3113      | 3479      | 3361      | 3372      | 3287      | 2968      |
|   | 18-21                        | 3153      | 3085      | 3129      | 3014      | 3437      | 3610      | 3922      |
|   | 22-24                        | 1472      | 1468      | 1455      | 1391      | 1651      | 1555      | 1471      |
|   | (25-29) 25-30                | (1558)    | 1778      | 1881      | 1854      | 2037      | 1922      | 1798      |
|   | (30-34) 31-35                | (932)     | 828       | 814       | 811       | 990       | 936       | 890       |
|   | (35 and Over) 36 and Over    | (1512)    | 1332      | 1292      | 1159      | 1475      | 1386      | 1406      |
| <b>Enrollment Status</b>                              |                              |           |           |           |           |           |           |           |
|   | Part-Time                    | 9660      | 10200     | 10447     | 10034     | 10904     | 11126     | 10850     |
|   | Full-Time                    | 1538      | 1404      | 1603      | 1556      | 2058      | 1570      | 1605      |
| <b>Enrollment Profile</b>                             |                              |           |           |           |           |           |           |           |
|   | Continuing                   | 6986      | 6968      | 6796      | 6490      | 7163      | 7493      | 7127      |
|   | Dual Credit (DCS)            | 2636      | 3196      | 3561      | 3477      | 3440      | 3334      | 2998      |
|   | Transfer                     | 533       | 506       | 622       | 580       | 986       | 605       | 822       |
|   | First Time in College (FTIC) | 1043      | 934       | 1071      | 1043      | 1373      | 1264      | 1508      |

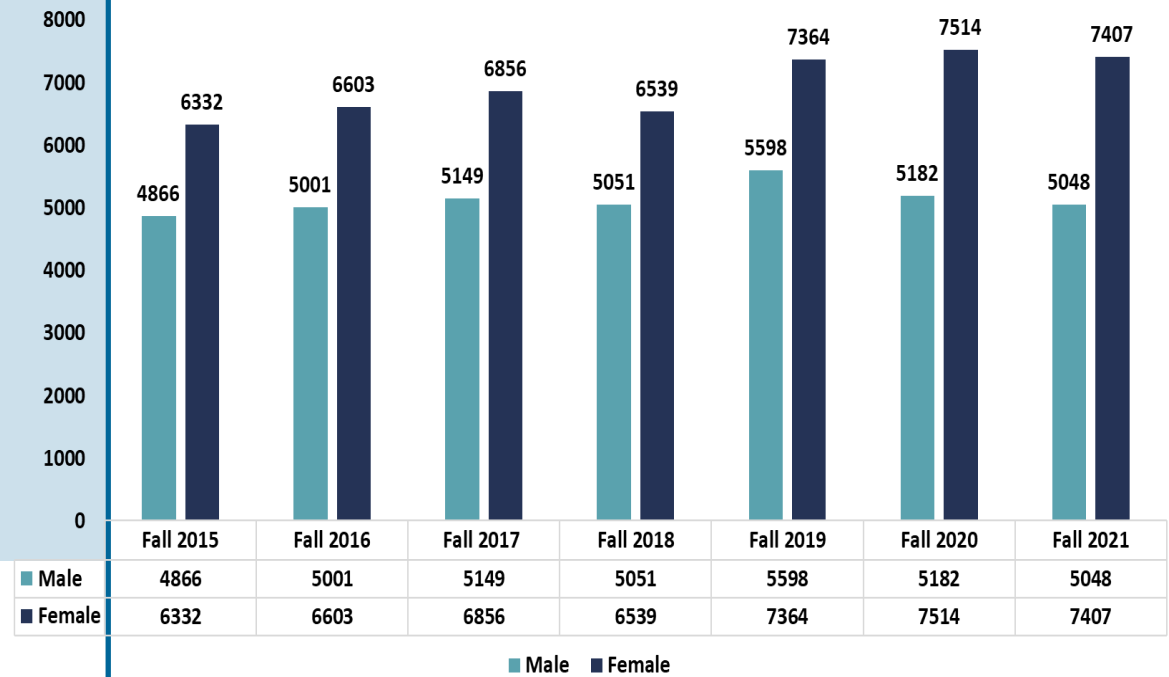


## St. Philip's College Overall Fall Enrollment and Gender Trends

St. Philip's College  
Student Enrollment Trends Fall 2015 - 2021

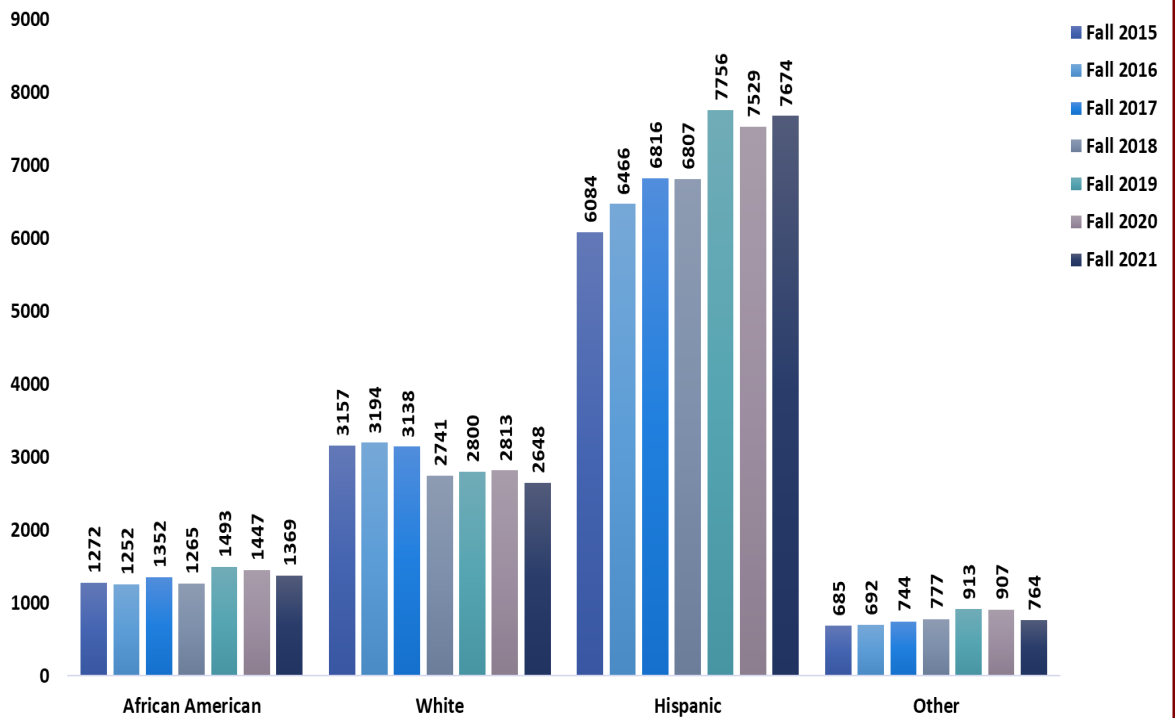


Student Enrollment Trends Fall 2015 – 2021  
by Gender

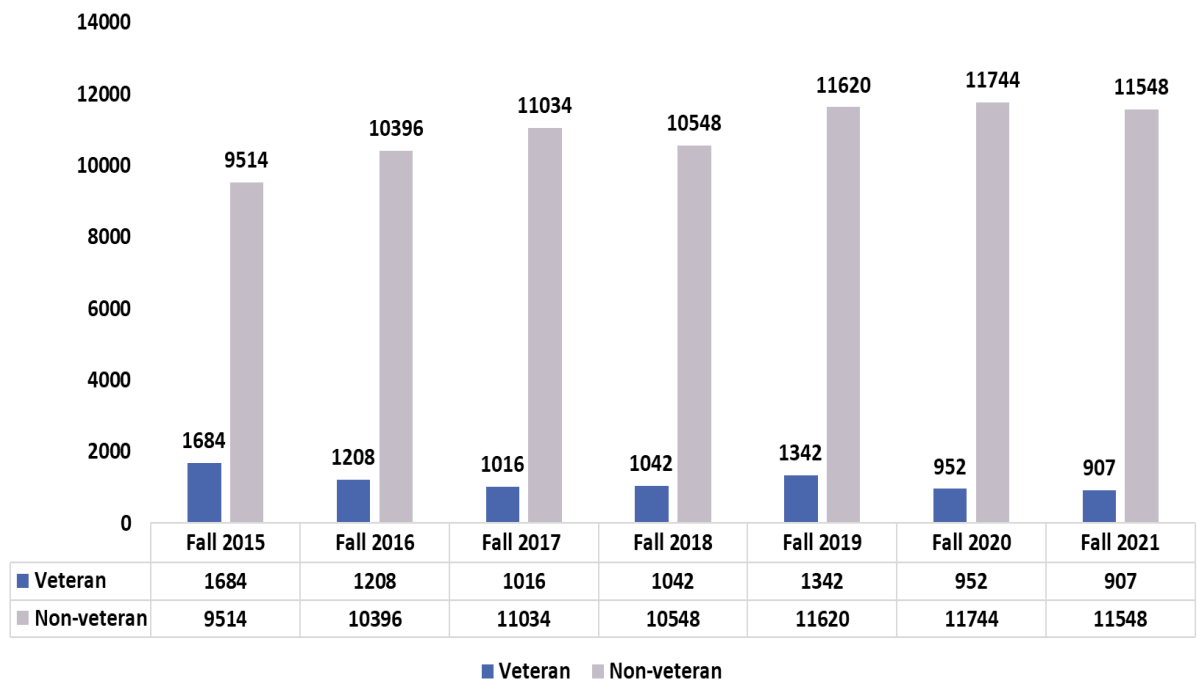


## St. Philip's College Ethnicity and Veteran Status Trends

### Student Enrollment Trends Fall 2015 – 2021 by Ethnicity

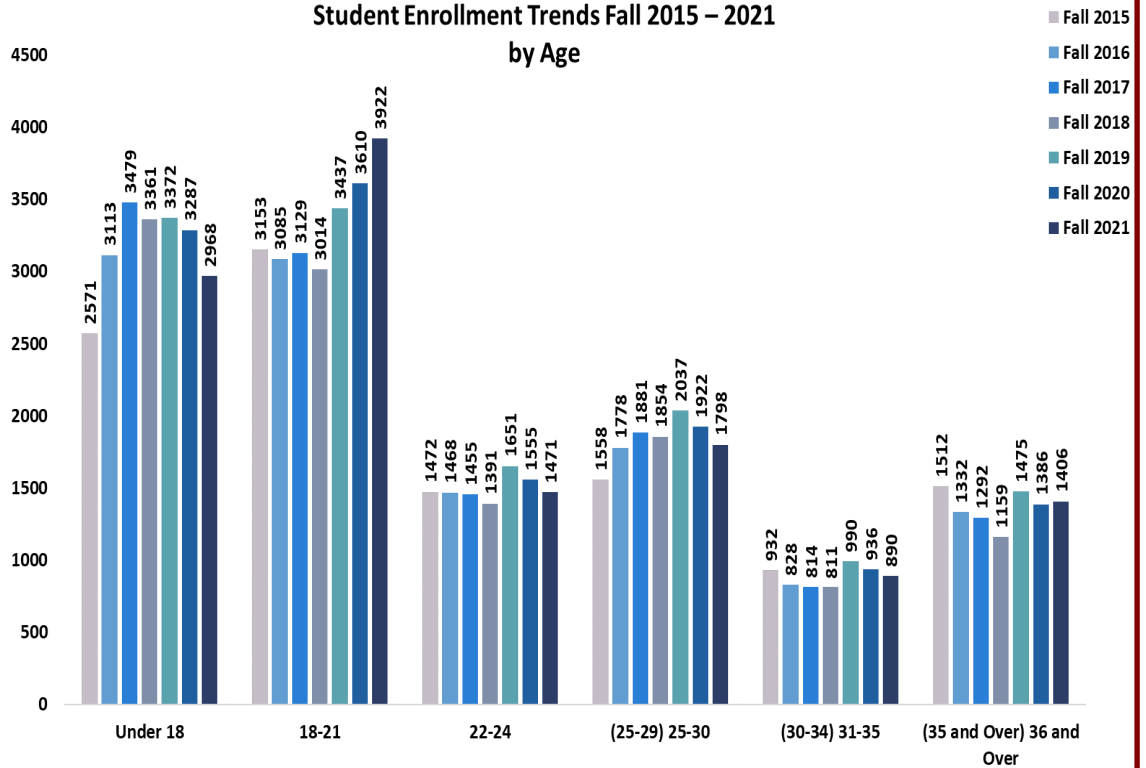


### Student Enrollment Trends Fall 2015 – 2021 by Veteran/Non-veteran

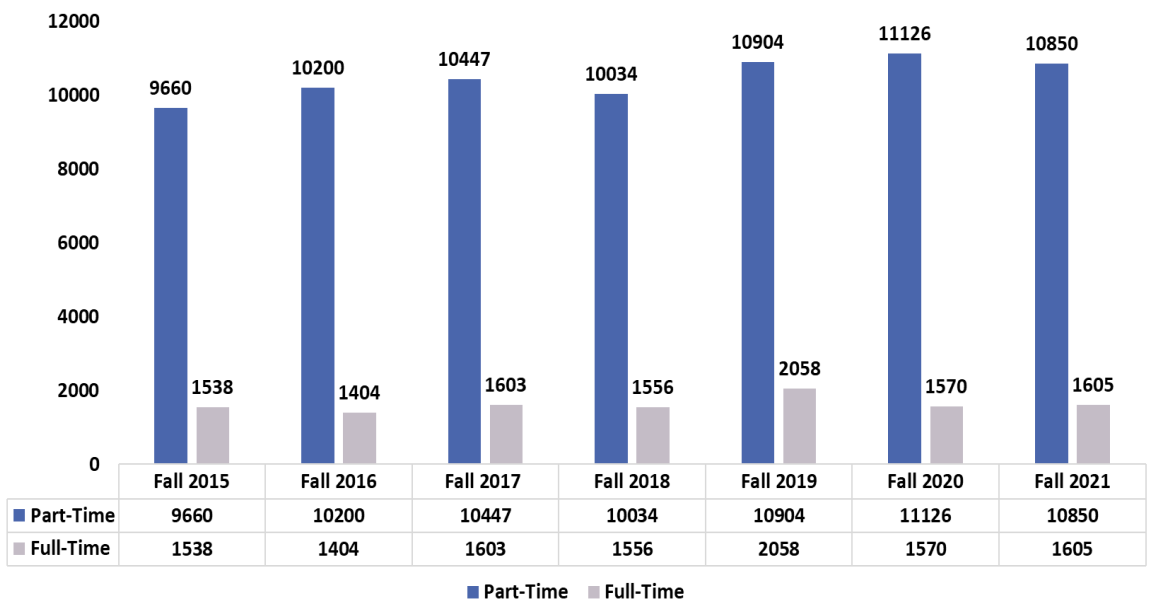


## St. Philip's College Age and Enrollment Status Trends

Student Enrollment Trends Fall 2015 – 2021  
by Age

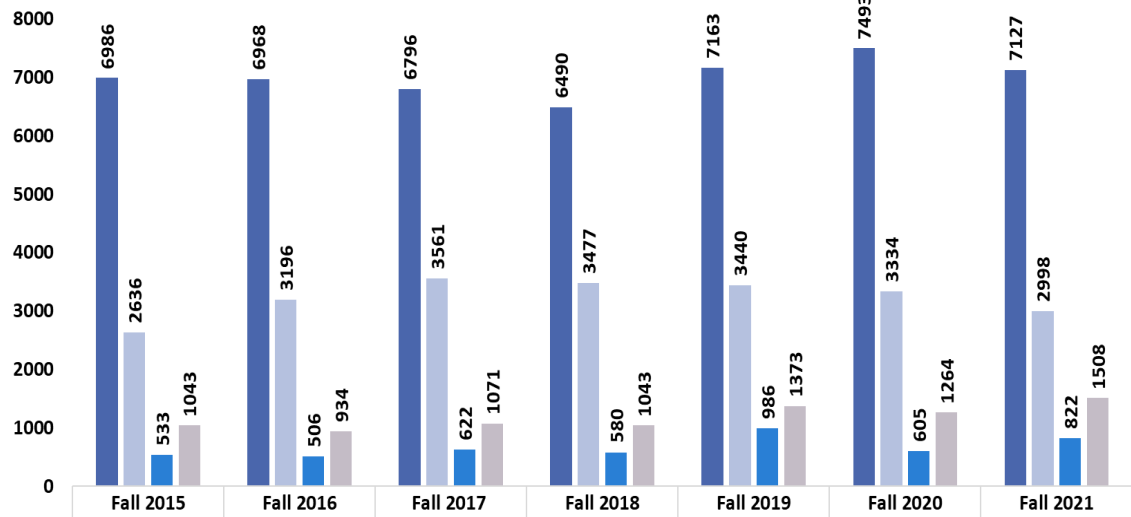


Student Enrollment Trends Fall 2015 – 2021  
By Enrollment Status



## St. Philip's College Enrollment Status & Profile Trends

**Student Enrollment Trends Fall 2013 – 2019**  
by Enrollment Profile



|                              |      |      |      |      |      |      |      |
|------------------------------|------|------|------|------|------|------|------|
| Continuing                   | 6986 | 6968 | 6796 | 6490 | 7163 | 7493 | 7127 |
| Dual Credit (DCS)            | 2636 | 3196 | 3561 | 3477 | 3440 | 3334 | 2998 |
| Transfer                     | 533  | 506  | 622  | 580  | 986  | 605  | 822  |
| First Time in College (FTIC) | 1043 | 934  | 1071 | 1043 | 1373 | 1264 | 1508 |

### Date Sources:

- ◆ Texas Higher Education Coordinating Board
- ◆ Institutional Planning, Research, and Effectiveness

### Institutional Planning, Research & Effectiveness

- Dr. Diane Gavin, Dean of Performance Excellence
- Shanna Bradford, Coordinator of Measurement & Evaluation
- Hayley Aniol, IT Data Analyst