

Data Point

an item of factual information derived from measurement or research

May 12, 2006



Planning, Research & Effectiveness Department

Applied Science Building,
Office 200

Tel. 531-3369
Fax 531-4646

www.accd.edu/spc/iprdept/home.html

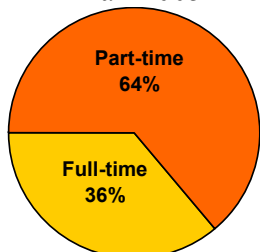
Dr. Maritha Burmeister
Director
burmistr@accd.edu

Mecca Salahuddin
Manager of Institutional
Research & Effectiveness
msalahud@accd.edu
531-3387

Rhonda Johnson
Statistical Research
Specialist
rjohnson@accd.edu
531-3379

Martha Ambrosio
Research Specialist
mambrosi@accd.edu
531-3369

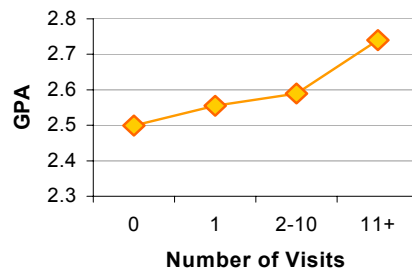
Student Population Full-time/Part-time Fall 2005



Total Students: 10,187

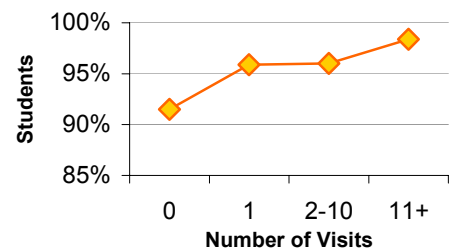
Visits to the Tutoring Center Show Positive Results

**Average Current GPA
Fall 2005**



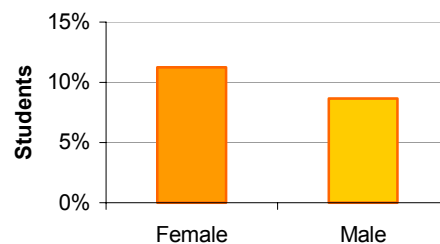
Data from students that visited the Tutoring Center during Fall 2005 show that their Grade Point Average (GPA) increased with repeated visits.

**Within Semester Retention
Rate - Fall 2005**



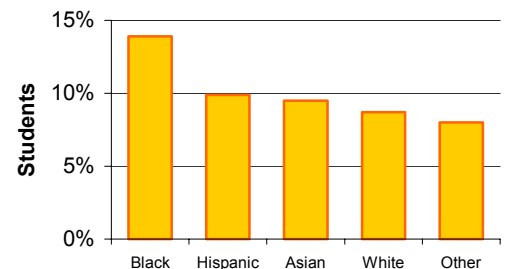
Retention rates also reflected an increase among the students that visited the tutoring center at least one time during the semester

**Visits to Tutoring Lab by
Gender - Fall 2005**



The percentage of students visiting the tutoring lab at least one time was higher for female population, 11.2%, compared to the male population, 8.6%.

**Visits to Tutoring Lab by
Ethnicity - Fall 2005**



The percentage of students visiting the tutoring lab at least one time was higher for the Black population, 13.9%, followed by Hispanics, 9.9%, and Asians, 9.5%.

The Tutoring Department is composed of approximately 40 subject matter specialists in mathematics, English, accounting, electronics, biology, calculus, physics, algebra, history, computer operations, and Spanish. The Tutoring Center is located in the Norris Technical Building, Room 116.

For more information, please contact Tim Rasch, Manager of Academic Support, at 531-3394 or rasch@accd.edu.