

Student Success across Instructional Methods

Figure 64-1 (top right) features overall course success rates, also called productive grade rates (PGR), by instructional method. As displayed, face-to-face (F2F) PGR has shown little fluctuation over the 5 academic years (AY) from 2017 to 2021. Distance learning (DL) similarly showed little variance until 2021, when there was a precipitous drop in the average PGR (-6.9), although the decline was not as great as the decrease in average hybrid PGR (-16.7). In AY 2021, the first year to include 2-way and zoom instruction, the highest average PGR occurred in zoom courses (89.8%).

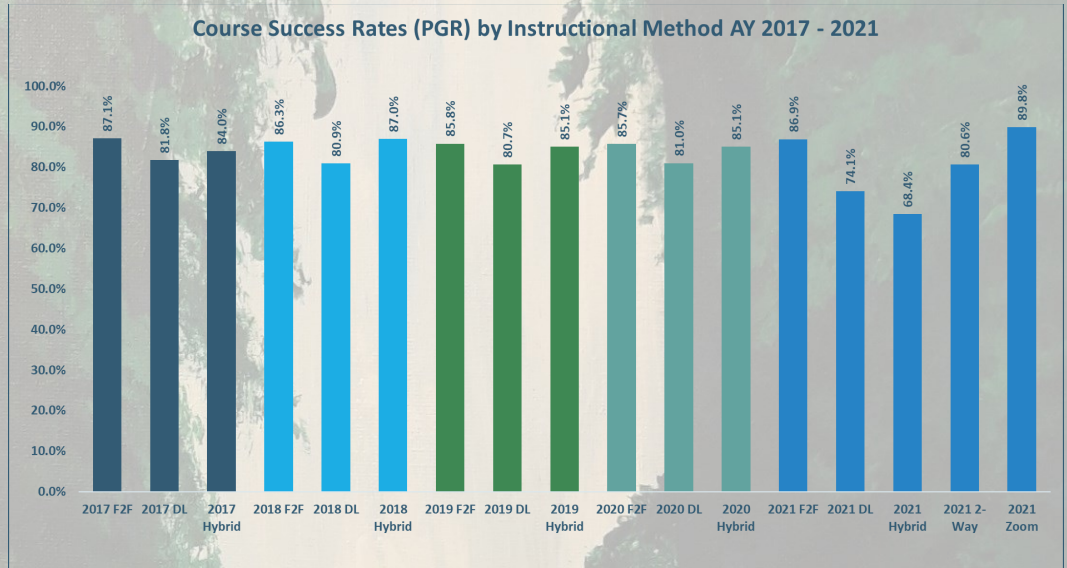


Figure 64-1 SPC Success rates by academic year and instructional method
Data Source: Grade Distribution and IRES Student Course

Figure 64-2 (bottom right) examines overall 2021—2022 (AY 2022) core competency Cycle I results by instructional method. Core Competency (formerly ISLO) assessment occurs on a 2-year cycle, with Cycle I examining Critical Thinking, Communication, and Personal Responsibility. Diverging from the most recent average PGR data, the highest skillful and emerging results occurred in the randomly sampled hybrid courses (90.6%), while zoom demonstrated the lowest skillful and emerging results (76.6%). It should be noted that hybrid accounted for only 1% of the sample, and distance learning for >50%.

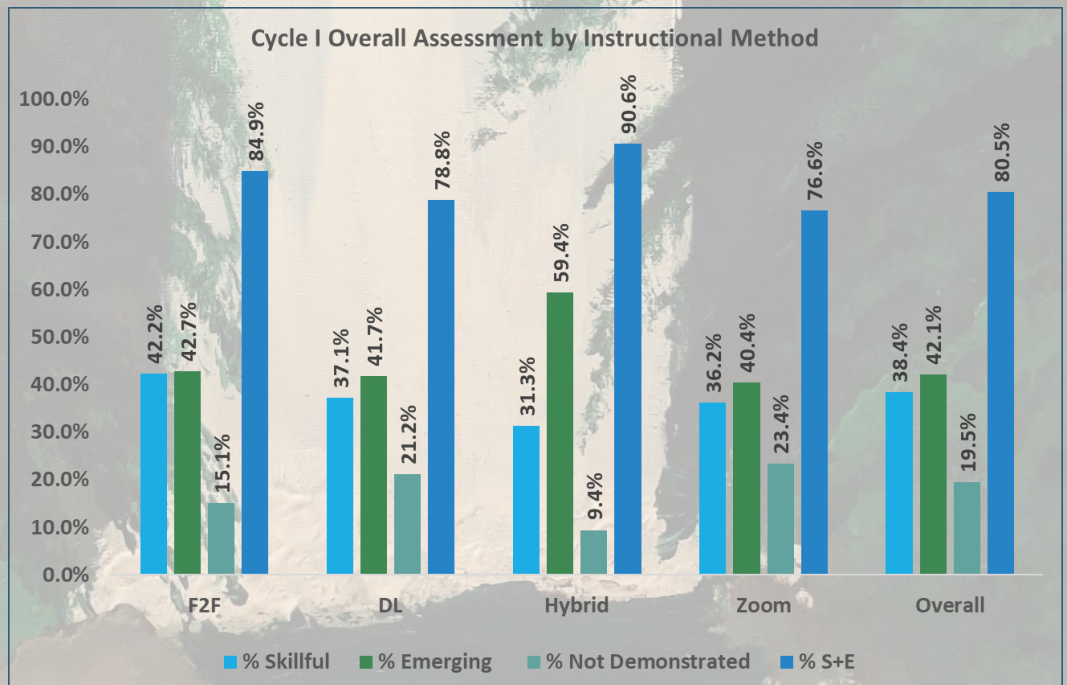


Figure 64-2 SPC 2021-2022 CC-SLO overall assessment results by instructional method
Data Source: iRubric and Institutional Planning, Research, and Effectiveness (IPRE)

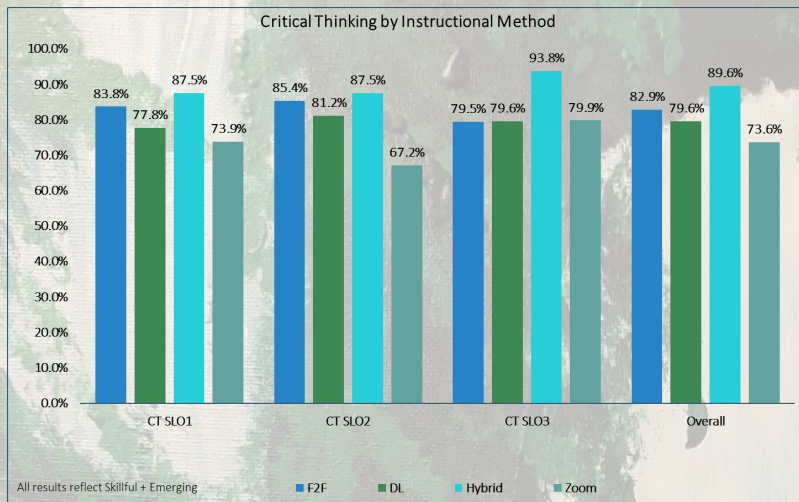


Figure 64-3 SLO assessment results by competency and instructional method
Data Source: iRubric and IPRE

Critical Thinking

SLO 1	Inquiry and Analysis
SLO 2	Evaluation and Synthesis
SLO 3	Creative Thinking and Innovation

Communication

SLO 1	Content and Purpose
SLO 2	Organization
SLO 3	Tools

Personal Responsibility

SLO 1	Ethical Issues
SLO 2	Perspective
SLO 3	Values

Figure 64-3 (above) shows Critical Thinking results by SLO and instructional method, while Figure 64-4 (right) features Communication SLOs, and Figure 64-5 (below) highlights Personal Responsibility. As displayed, hybrid demonstrated the highest skillful and emerging (S+E) results in Critical Thinking and Communication SLOs, but no hybrid courses assessed Personal Responsibility. F2F achieved the highest S+E results for Personal Responsibility SLOs 1 and 2, and zoom courses achieved the highest S+E results for SLO 3. Distance learning (DL) courses did not achieve the target for SLOs 2 and 3.

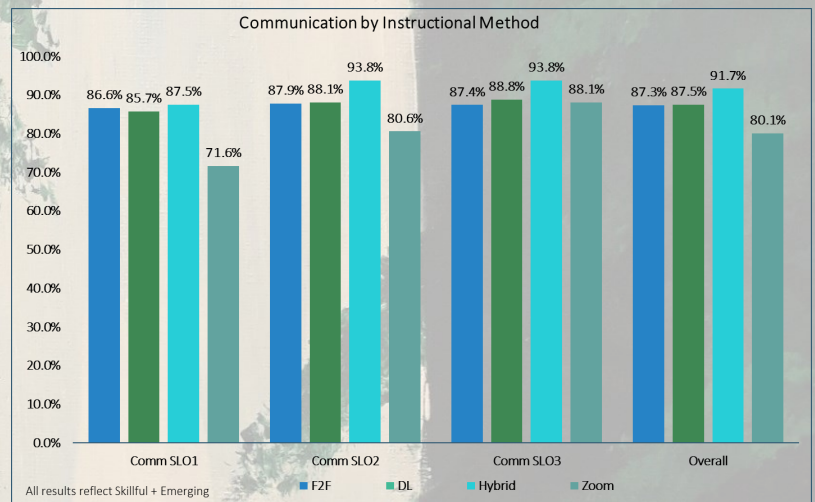


Figure 64-4 SLO assessment results by competency and instructional method
Data Source: iRubric and IPRE

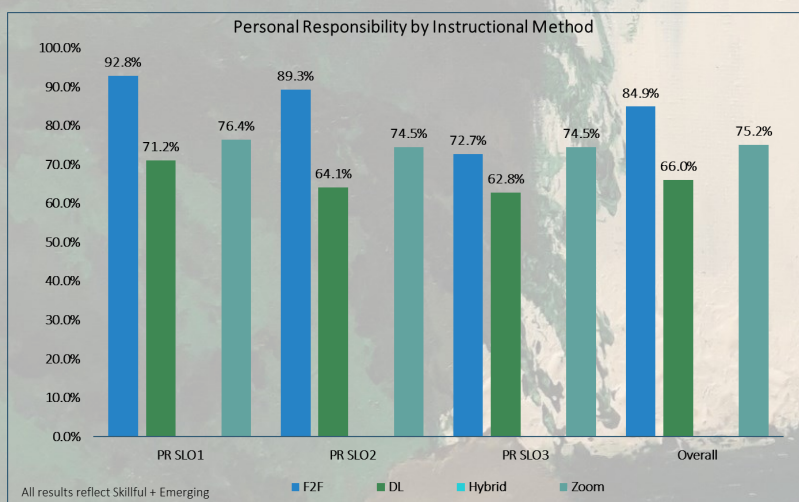



Figure 64-5 SLO assessment results by competency and instructional method
Data Source: iRubric and IPRE



**Institutional Planning,
Research & Effectiveness**

Dr. Diane Gavin, Interim Director
Shanna Bradford, Coordinator of
Measurement & Evaluation
Hayley Aniol, IT Data Analyst