

St. Philip's College

Fall Student Profile Report

2013—2019

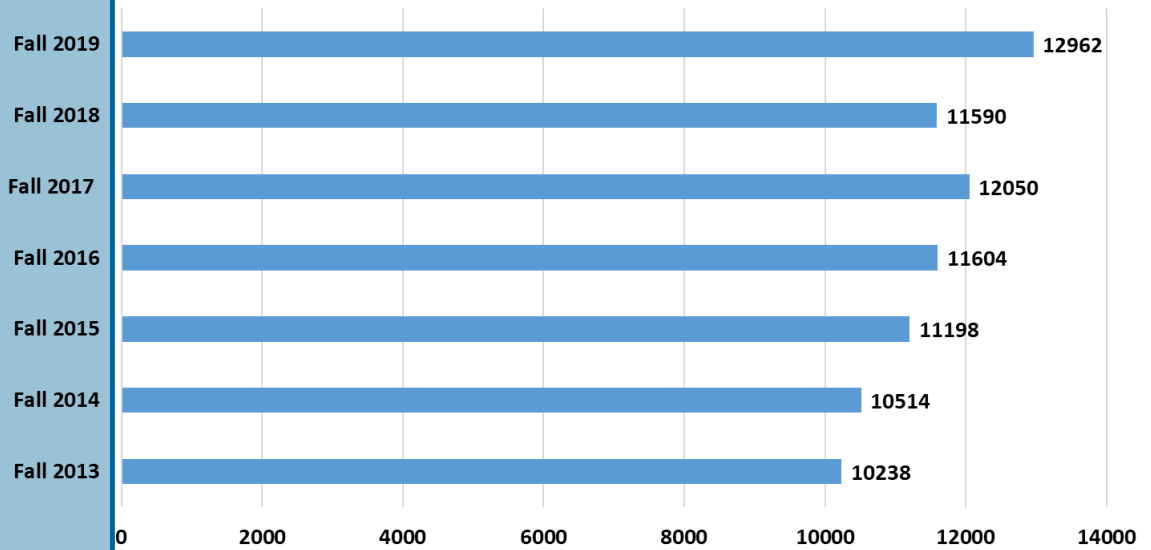
St. Philip's College Student Profile Fall 2013 - 2019

St. Philip's College	Fall 2013	Fall 2014	Fall 2015	Fall 2016	Fall 2017	Fall 2018	Fall 2019
Student Enrollment	10238	10514	11198	11604	12050	11590	12962
Gender							
Male	4540	4618	4866	5001	5149	5051	5598
Female	5698	5896	6332	6603	6856	6539	7364
Ethnicity							
African American	1198	1251	1272	1252	1352	1265	1493
White	3116	3053	3157	3194	3138	2741	2800
Hispanic	5306	5397	6084	6466	6816	6807	7756
Asian	259	307	306	273	254	250	290
International	45	63	115	65	28	12	21
Other	314	443	264	354	462	515	602
Veteran/Non-veteran							
Veteran	1189	1605	1684	1208	1016	1042	1342
Non-veteran	9049	8909	9514	10396	11034	10548	11620
Age							
Under 18	1729	1733	2571	3113	3479	3361	3372
18-21	2973	3098	3153	3085	3129	3014	3437
22-24	1319	1440	1472	1468	1455	1391	1651
(25-29) 25-30	(1422)	(1565)	(1558)	1778	1881	1854	2037
(30-34) 31-35	(1019)	(972)	(932)	828	814	811	990
(35 and Over) 36 and Over	(1776)	(1706)	(1512)	1332	1292	1159	1475
Enrollment Status							
Part-Time	8469	8892	9660	10200	10447	10034	10904
Full-Time	1769	1622	1538	1404	1603	1556	2058
Enrollment Profile							
Continuing	6660	6991	6986	6968	6796	6490	7163
Dual Credit (DCS)	1772	1761	2636	3196	3561	3477	3440
Transfer	666	561	533	506	622	580	986
First Time in College (FTIC)	1140	1201	1043	934	1071	1043	1373

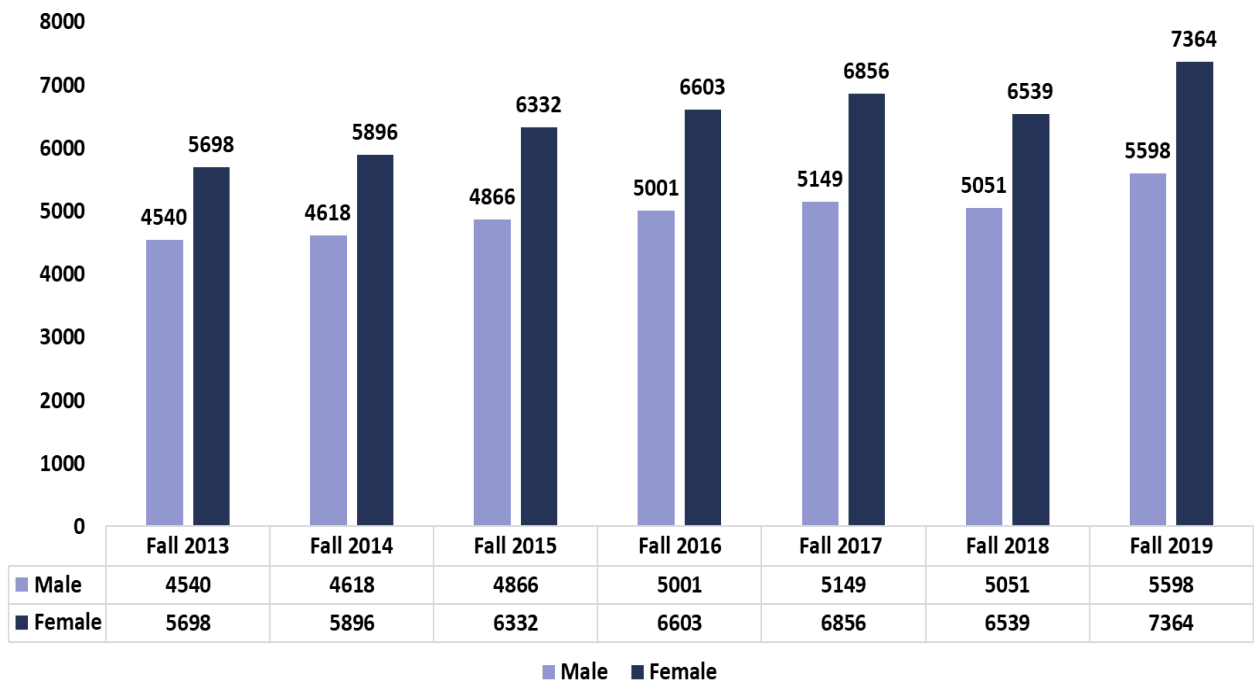


St. Philip's College Overall Fall Enrollment and Gender Trends

**St. Philip's College
Student Enrollment Trends Fall 2013 - 2019**

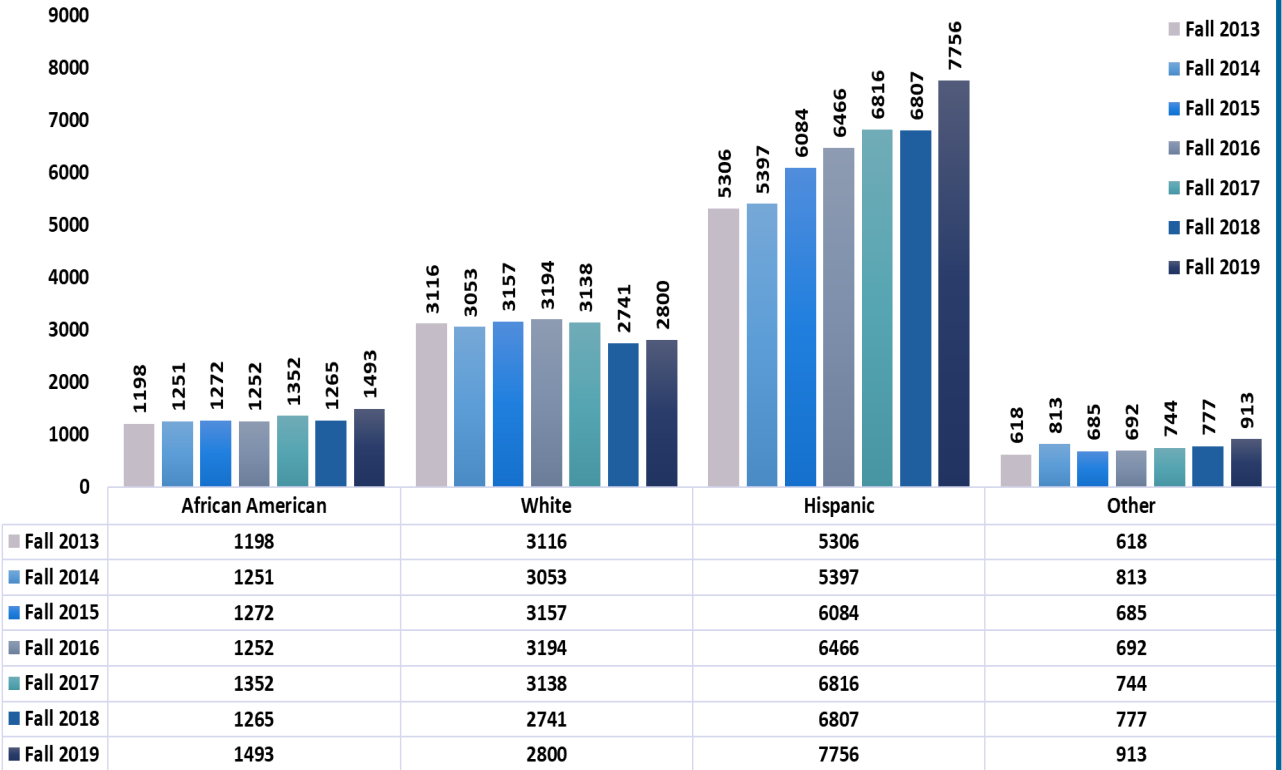


**Student Enrollment Trends Fall 2013 – 2019
by Gender**

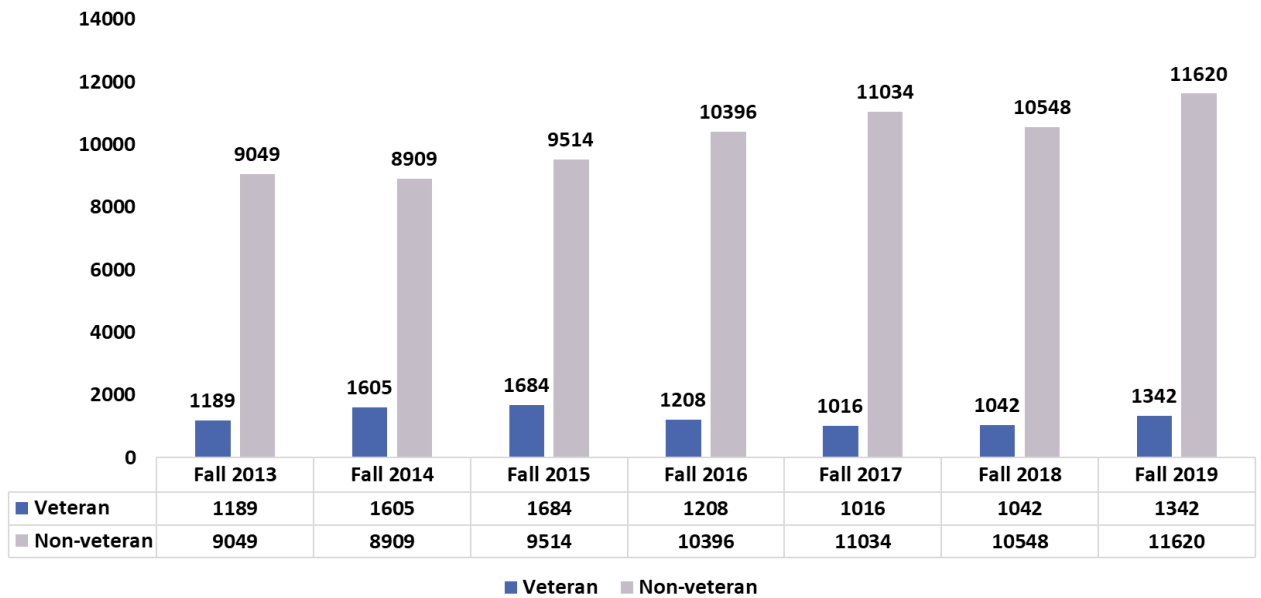


St. Philip's College Ethnicity and Veteran Status Trends

Student Enrollment Trends Fall 2013 – 2019 by Ethnicity

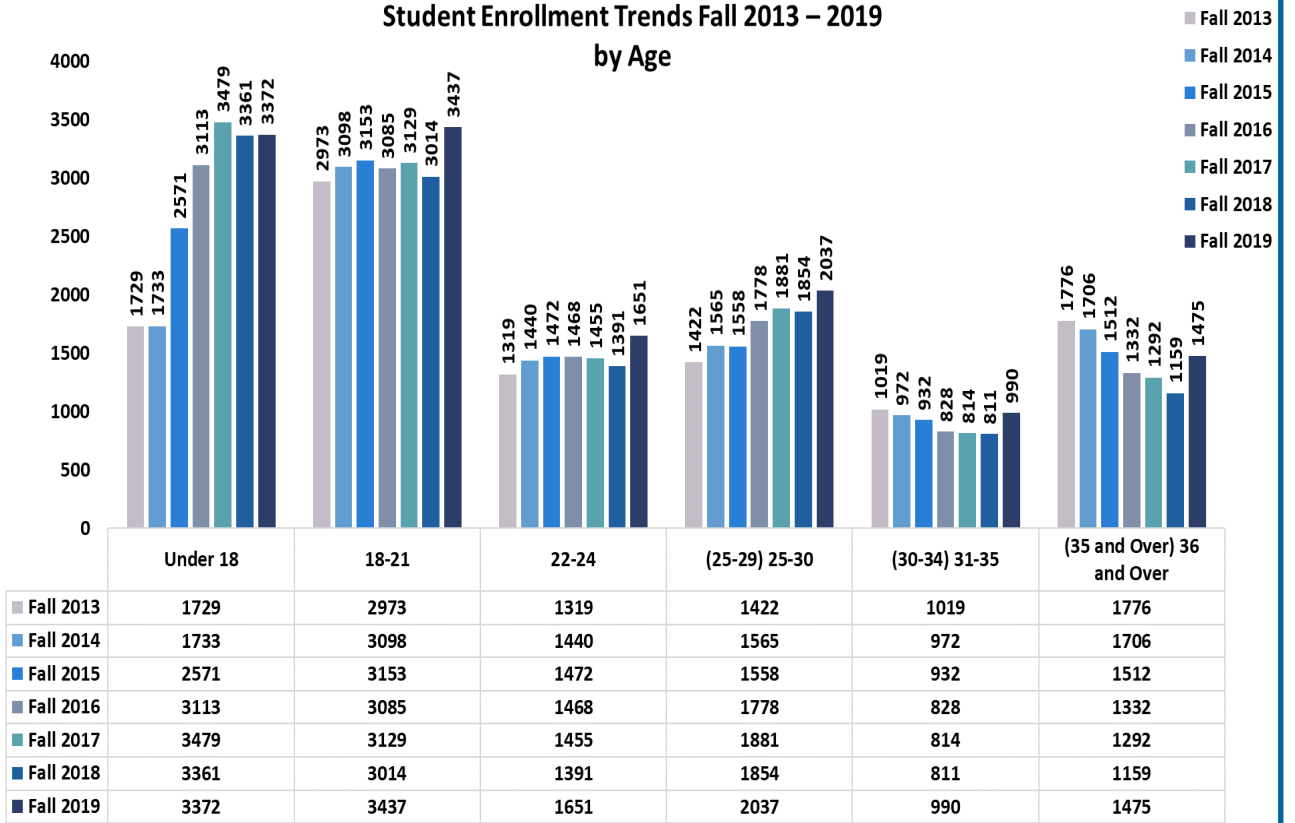


Student Enrollment Trends Fall 2013 – 2019 by Veteran/Non-veteran

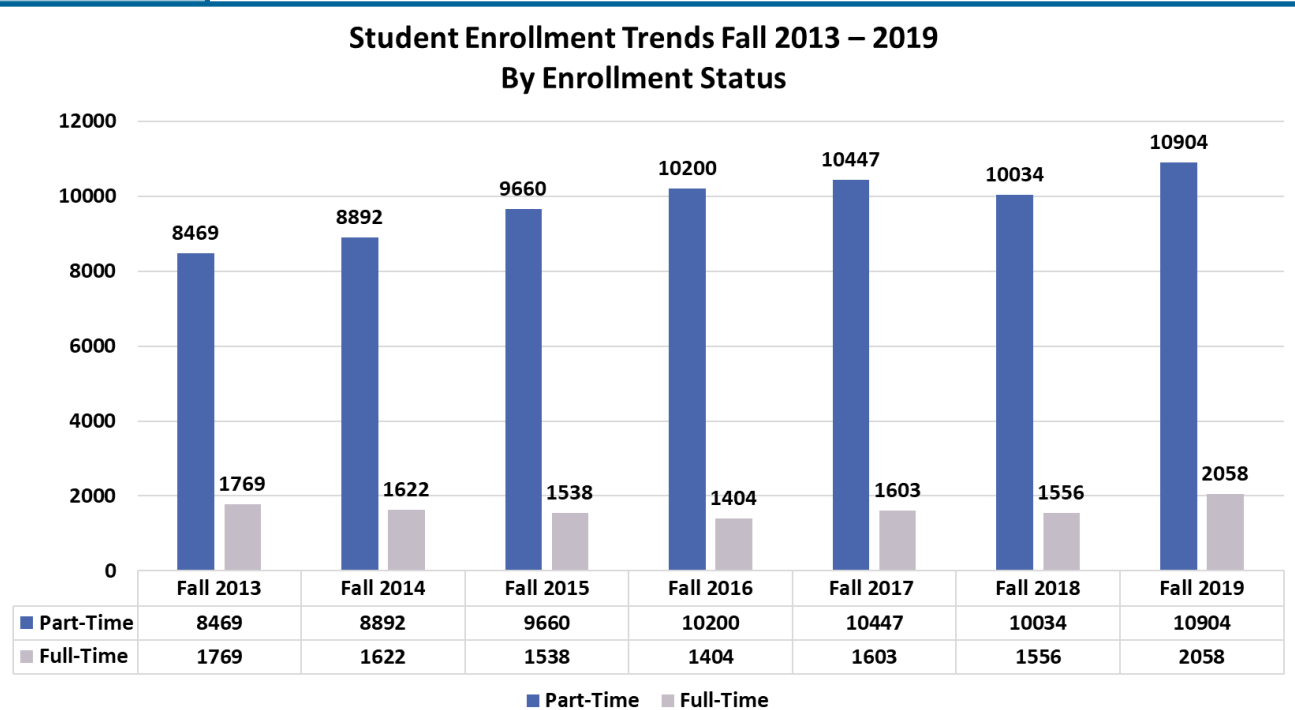


St. Philip's College Age and Enrollment Status Trends

Student Enrollment Trends Fall 2013 – 2019 by Age

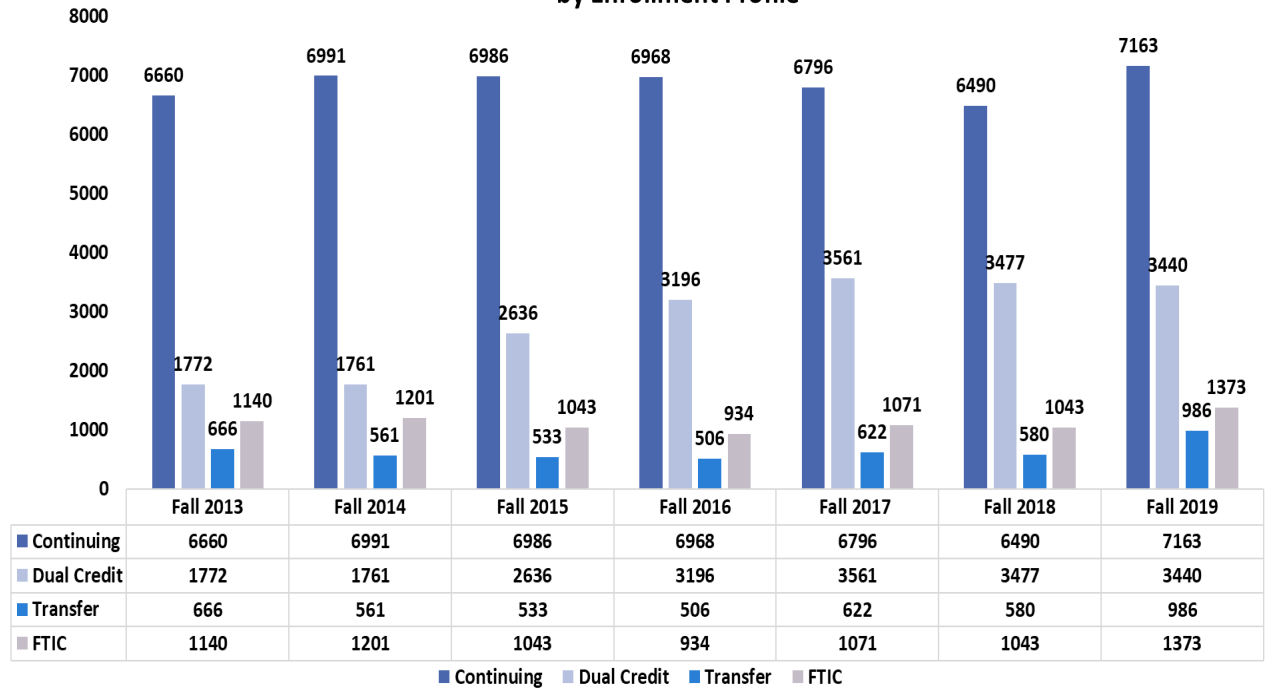


Student Enrollment Trends Fall 2013 – 2019 By Enrollment Status



St. Philip's College Enrollment Status & Profile Trends

Student Enrollment Trends Fall 2013 – 2019
by Enrollment Profile



Date Sources:

- ◆ Texas Higher Education Coordinating Board
- ◆ Institutional Research and Effectiveness
- ◆ Institutional Planning, Research, and Effectiveness

Institutional Planning, Research & Effectiveness

- Dr. Melissa Guerrero, Director
- Shanna Bradford, Coordinator of Measurement & Evaluation
- Thomas Cortez, IT Data Analyst