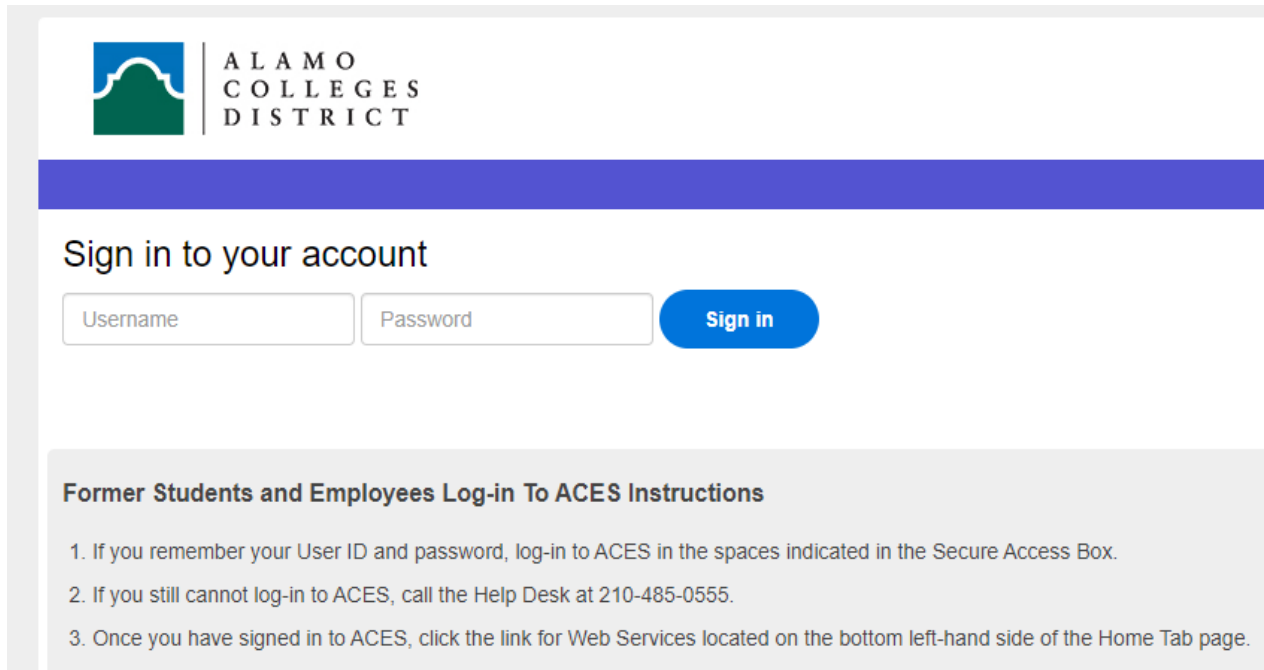


Finding Your College Financing Plan in ACES

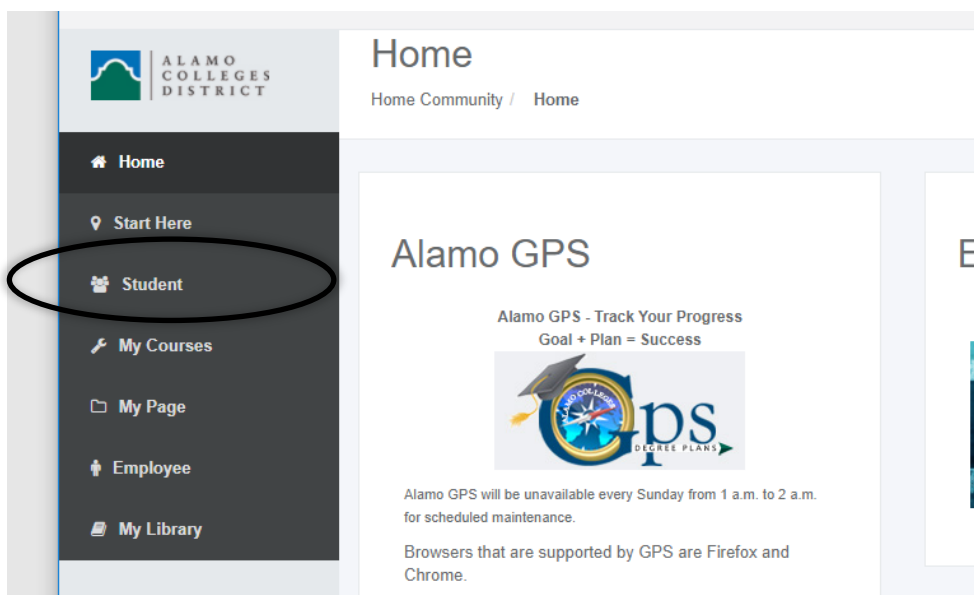
1. Log into ACES at <https://alamoaces.alamo.edu> using your Username and Password.



The screenshot shows the login interface for Alamo Colleges District. At the top left is the Alamo Colleges District logo. Below it is a blue horizontal bar. The main heading is "Sign in to your account". There are two input fields: "Username" and "Password", followed by a blue "Sign in" button. Below the login fields is a grey box titled "Former Students and Employees Log-in To ACES Instructions" containing three numbered steps:

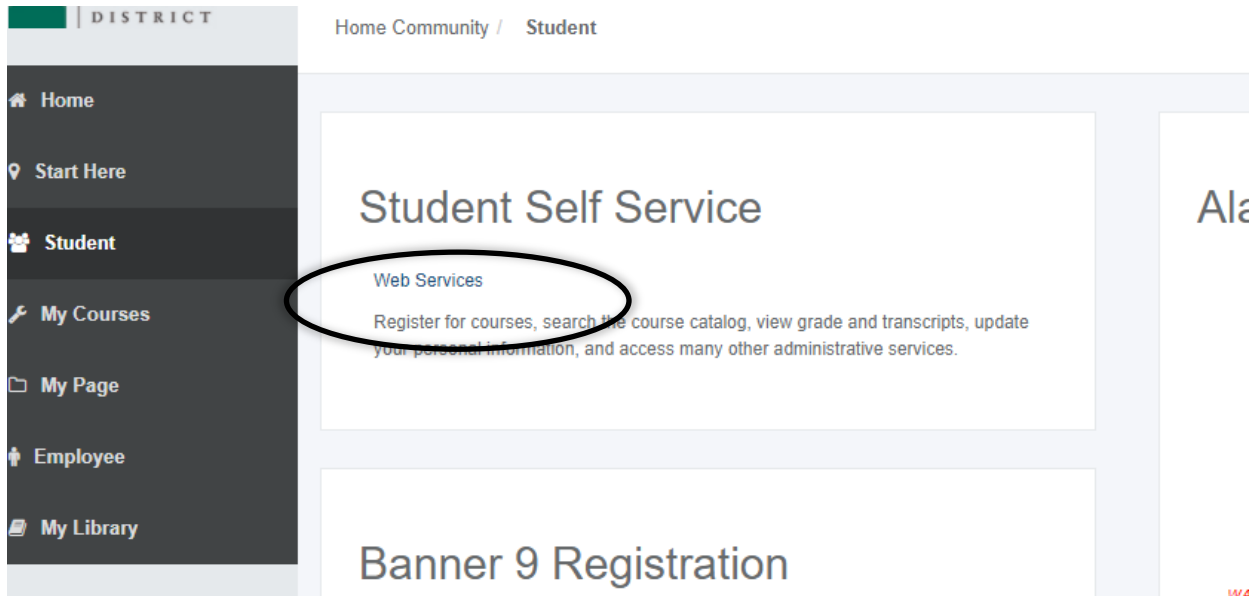
1. If you remember your User ID and password, log-in to ACES in the spaces indicated in the Secure Access Box.
2. If you still cannot log-in to ACES, call the Help Desk at 210-485-0555.
3. Once you have signed in to ACES, click the link for Web Services located on the bottom left-hand side of the Home Tab page.

2. Select the 'Student' option from the sidebar menu.

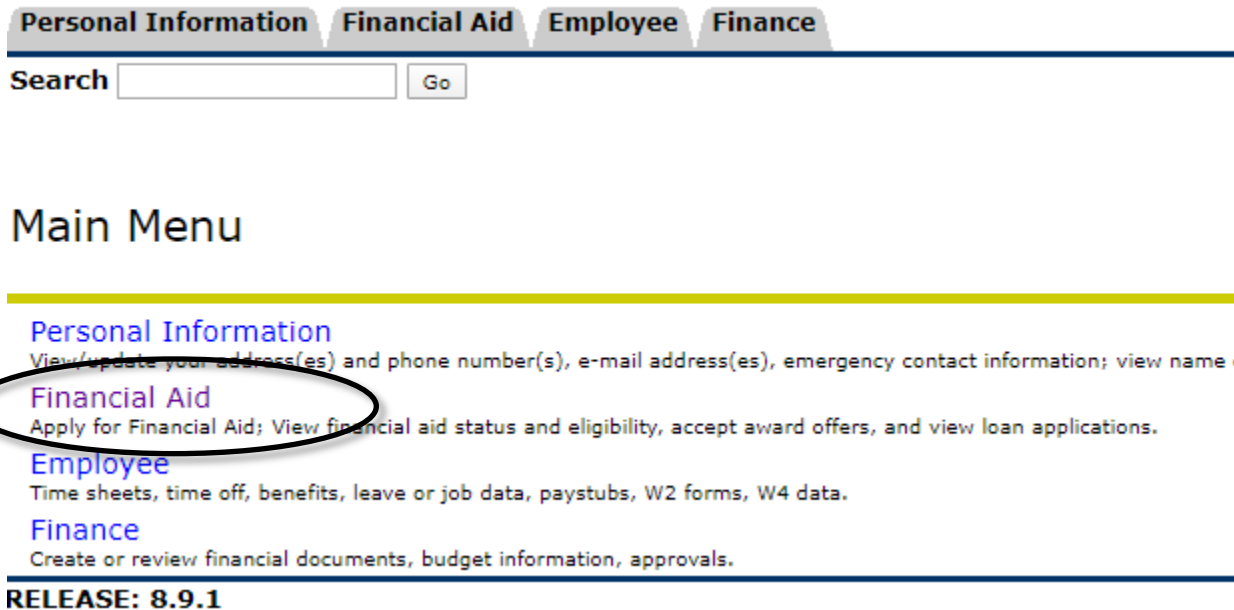


The screenshot shows the Alamo GPS dashboard. On the left is a dark sidebar menu with the Alamo Colleges District logo at the top. The menu items are: Home, Start Here, Student (circled in black), My Courses, My Page, Employee, and My Library. The main content area is titled "Home" and "Alamo GPS". It features a banner for "Alamo GPS - Track Your Progress" with the slogan "Goal + Plan = Success" and a logo for "GPS Degree Plans". Below the banner, there is a notice: "Alamo GPS will be unavailable every Sunday from 1 a.m. to 2 a.m. for scheduled maintenance." and a list of supported browsers: "Browsers that are supported by GPS are Firefox and Chrome."

3. Click on 'Web Services' in the Student Self Service area:



4. Select 'Financial Aid'.



5. Select 'College Financing Plan' from the list of options.

Personal Information **Financial Aid** **Employee** **Finance**

Search

Financial Aid

[Financial Aid Status](#)
View overall status, holds, academic progress, cost of attendance, financial aid awards, and messages.

[Eligibility](#)
Review Financial Aid Holds (which may prevent payment of awards) and document requirements; Display academi

[Award](#)
View account summary; Review awards; Accept award offers; Display award payment schedule; View loan applica

[College Financing Plan](#)

[Submit Financial Aid Documents](#)
Tax Forms, Special Conditions, etc.

[Federal Direct Loan Request](#)
Federal Direct Loan Request

[Summer Aid Application](#)
Summer Aid Application

[Appeal for Financial Aid Reinstatement](#)

[E-Mail Alamo Colleges Student Financial Aid](#)

RELEASE: 8.9.1

6. Select the correct Aid Year from the dropdown and click 'Submit':

Personal Information **Financial Aid** **Employee** **Finance**

Search

Aid Year

Some financial aid information is determined by Aid Year (the academic year for which you are receiving financial aid).

Select Aid Year:

RELEASE: 8.21.1

© 2020 Ellucian Company L.P. and its affiliates.

Your personalized College Financing Plan will now display.