



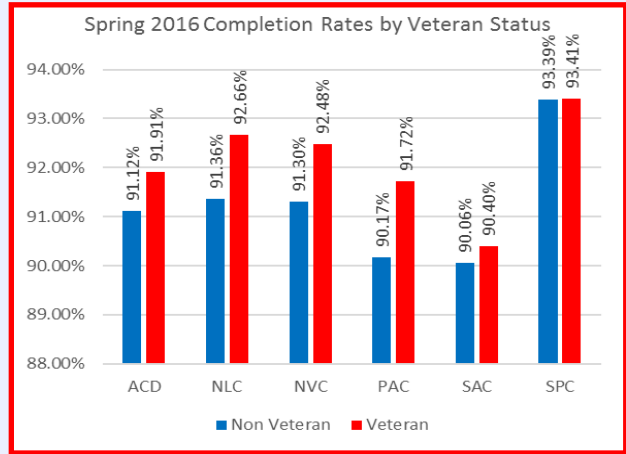
An item of factual information derived from measurement or research

**2016 Completion and Success by Veteran Status**

**May 2017**

**Spring 2016 Comparison**

As shown in *Figure 5-1* (right), all Alamo Colleges District (ACD) institutions displayed higher completion rates among veteran than non-veteran students, with ACD averages of 91.91% and 91.12%, respectively. However, SPC students surpassed the other institutions' completion rates with a non-veteran rate of 93.39% and a veteran rate of 93.41%.



*Figure 5-1* Spring 2016 completion rates by veteran status  
Source: Institutional Research and Effectiveness Services (IRES)

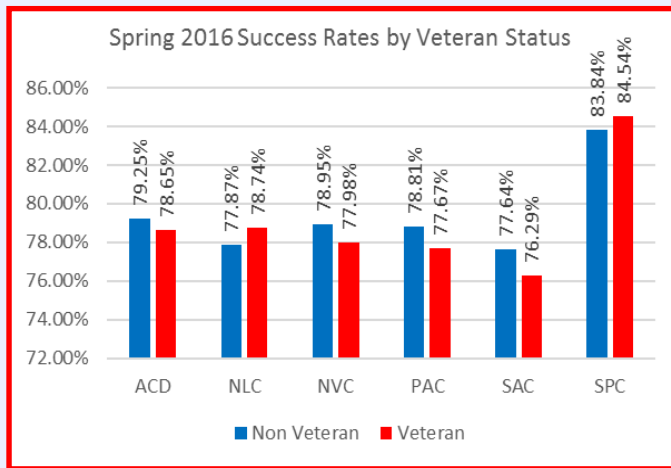
Institutional Planning,  
Research and Effectiveness

Dr. Maria Hinojosa,  
Director

Rhonda Johnson,  
Statistical Research Specialist

Sonia Valdez,  
Coordinator of Measurement  
and Evaluation

Shanna Bradford,  
Administrative Assistant



*Figure 5-2* Spring 2016 success rates by veteran status  
Source: IRES

Conversely, only SPC and NLC demonstrated higher veteran than non-veteran success rates, as seen in *Figure 5-2* (left), with SPC's success rates exceeding ACD averages by 4.59% for non-veterans and 5.89% for veterans, who at 84.54% achieved the highest student success rate among ACD institutions.



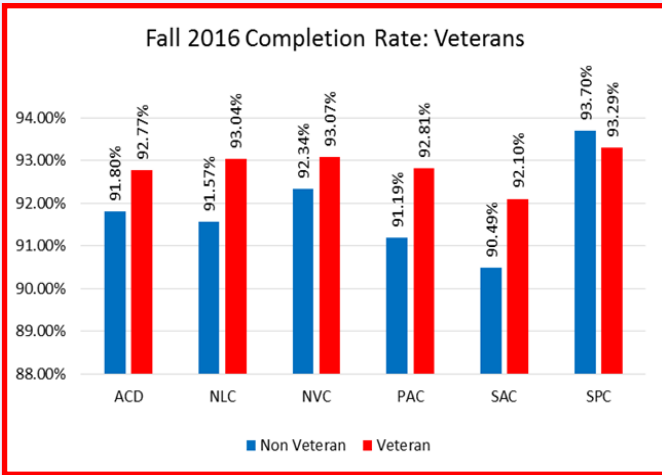


Figure 5-3 Fall 2016 completion rates by veteran status  
Source: IRES

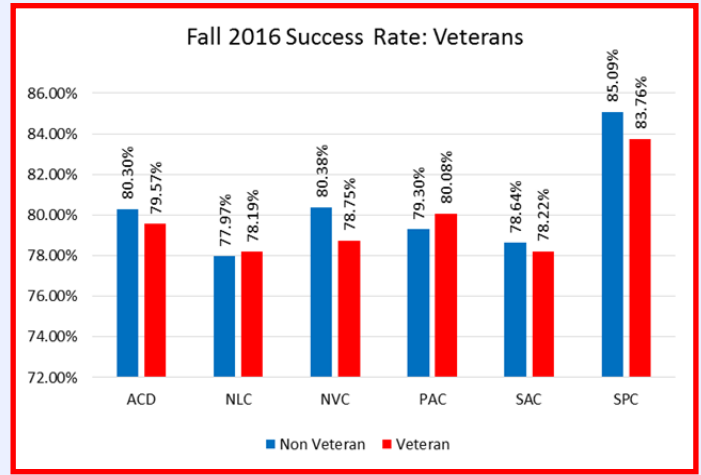


Figure 5-4 Fall 2016 success rates by veteran status  
Source: IRES

As in Spring 2016 and shown in Figure 5-3 (above), SPC non veteran and veteran students achieved the highest completion rates among ACD institutions, maintaining >93%.



Although the Fall 2016 SPC veteran success rate declined slightly from Spring 2016 (83.76% from 84.54%), SPC non veteran success rate rose from 83.84% to 85.09%, and SPC students again achieved a higher success rate compared to other ACD institutions.

### Spring 2016 Comparison

Although completion and success rates rose across all institutions from Spring to Summer 2016, SPC students again achieved the highest completion and success rates, as displayed in Figure 5-5 (right). Similarly, only at SPC and NLC were veteran success rates higher than those of non-veterans, while completion rates were more varied.

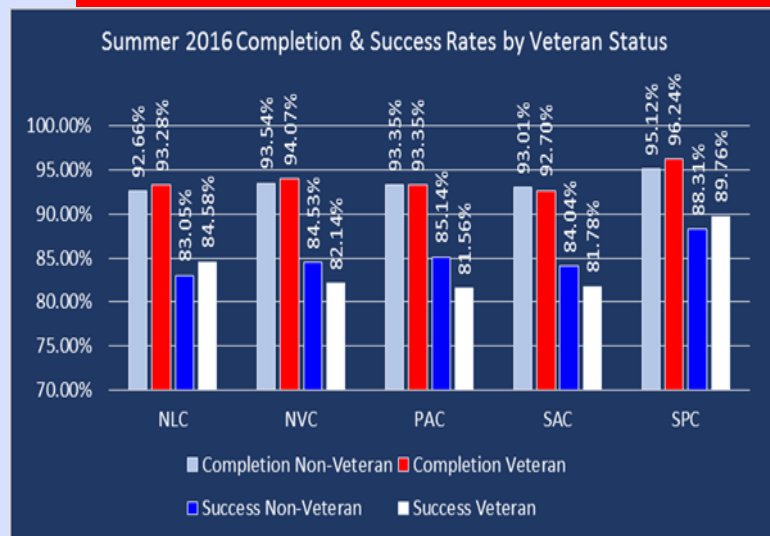


Figure 5-5 Summer 2016 completion and success rates by veteran status  
Source: IRES