



ALAMO COLLEGES DISTRICT
Palo Alto College

VETERINARY TECHNOLOGY PROGRAM

STUDENT HANDBOOK

2024-2025



PALO ALTO COLLEGE
VETERINARY TECHNOLOGY PROGRAM
1400 WEST VILLARET BLVD.
SAN ANTONIO, TEXAS 78224-2499

www.alamo.edu/pac/vet-tech

Policies within this Student Handbook are in compliance with College policies. All policies are subject to revision as necessary. Any changes or additions to this policy manual will be in writing and provided to the students.

Originated 2000
Reviewed & Revised 6/8/2023

INTRODUCTION

Welcome to Palo Alto College Veterinary Technology Program (PACVTP). The Veterinary Technology Program is a comprehensive, 6 semester full-time, 2 year cohorted technical training program for veterinary technicians. The cohort veterinary technology program is an accredited, academic animal health care curriculum designed to train veterinary health care professionals for certification and licensure. The curriculum is not about boarding or training animals.

The purpose of this handbook is to provide students essential information about the educational and behavioral performance requirements while participating in the veterinary technology program to become veterinary technicians who assist veterinarians or work in other settings which require licensing. In order to ensure safe practice, the veterinary technology program has developed specific policies and procedures, in addition to those already established by the College. It is the responsibility of the student to be familiar with and abide by the policies contained in this handbook, the College Catalog and Student Handbook, the Clinical Management Handbook, and District Board Policies, which are referenced throughout this document. The veterinary technology program prohibits discrimination based on protected criteria, such as race, color, religion, national origin, age, gender, sexual orientation, or disability. This handbook is reviewed annually for updates in academic and industry standards.

The program offers an Associate of Applied Science (AAS) degree in Veterinary Technology and a Veterinary Assistant Level II Certificate. The Veterinary Technology AAS degree is designed to prepare students to work as a Licensed Veterinary Technician (LVT). Students completing the program will have technical skills and competencies to assist veterinarians in industrial, commercial, and research settings as well as in pharmaceutical companies and animal handling retail businesses.

Veterinary Assistants are a valuable part of the veterinary health care team who assist both veterinarians and veterinary technicians. Although the certificate program does not qualify the student to be eligible to sit for the LVT examinations, it can be used as a stepping-stone for the Veterinary Technology AAS degree. Students are awarded a certificate after the first two semesters and all courses are directly applicable to the associate degree.

Students completing their AAS degree are eligible to take the Texas Licensed Veterinary Technology Exam (LVTE) and the Veterinary Technician National Exam (VTNE) to become a credentialed LVT. Veterinary technicians are educated and trained to support veterinarians in surgical assisting, laboratory procedures, radiography, anesthesiology, prescribed treatment and nursing, and client education.

The Veterinary Technology Program is fully accredited by the Committee on Veterinary Technician Education and Activities (CVTEA) of the American Veterinary Medical Association (AVMA). Our initial accreditation was awarded in 1998. This accreditation allows graduates to be eligible to take the Texas LVTE and VTNE to become a Licensed Veterinary Technician.

Table of Contents

| | | | |
|--|----|---|----|
| I. Program Staff, Faculty, & Campus Directory | 5 | | |
| II. GENERAL INFORMATION | | | |
| • Alamo Colleges Vision | 6 | • Student Lockers | 21 |
| • Palo Alto College Mission Statement | 6 | • Program Phonebook | 22 |
| • PACVTP Mission Statement | 6 | • Transportation | 22 |
| • Program Development | 6 | • Student Email | 22 |
| • Veterinary Technician Code of Ethics | 6 | • Program Communications | 22 |
| • Accreditation | 6 | • Social Media Usage Guidelines | 22 |
| • Professional Conduct | 6 | • Visitors | 23 |
| • Program Learning Outcomes | 7 | • Firearms | 23 |
| • Student Learning Outcomes | 7 | • Campus Parking | 24 |
| III. PROGRAM GUIDELINES & POLICIES | | • Smoking/Tobacco Policy | 24 |
| • Program Length | 8 | • Student Animal Policy | 24 |
| • STEM Program Advisor | 8 | VI. COURSE RESPONSIBILITIES | |
| • Program Degree Plan | 8 | • Classroom Expectations | 25 |
| • Admission Requirements for New Students | 8 | • Classroom Environment | 25 |
| • Transfer of College Credits | 8 | • Classroom Conduct | 25 |
| • Student Withdrawal Policy | 9 | • Extraneous Conversations | 25 |
| • Six Drop Rule | 9 | • Consequences of Unprofessional Behaviors | 25 |
| • Failure of a Veterinary Technology Course | 9 | • Cell Phones | 25 |
| • Program Re-admission Policy | 9 | • Computer Use in Class | 25 |
| • Credentialing Eligibility | 10 | • Recording in Class | 26 |
| • Palo Alto College Veterinary Technology Club | 10 | • Food & Drink in the Classroom | 26 |
| IV. ACADEMIC STANDARDS & POLICIES | | • Lecture Failure | 26 |
| • Student Academic Disability Accommodations | 11 | • Laboratory Requirements | 26 |
| • Technical Standards | 11 | • Erratic behavior | 26 |
| • Attendance Policy | 13 | • Other Lab Requirements | 26 |
| • Extraordinary Circumstances for Attendance | 14 | • Examination Rules | 27 |
| • Missed Instruction/Exam | 14 | • Practicum/Off-Campus Rotation | 27 |
| • Excessive Absence Policy | 14 | • Clinical Management Rotation-Animal Care | 27 |
| • Smart Start | 15 | VII. STUDENT HEALTH & SAFETY REQUIREMENTS | |
| • Grading and Academic Requirements | 15 | • Health Insurance | 29 |
| • Early Alert & Intervention | 15 | • Pregnancy Policy | 29 |
| • Academic Advisement | 15 | • Health/Immunization Requirements | 30 |
| • Tutoring | 16 | • Rabies Prophylaxis Policy | 30 |
| • Veterinary Technology Mentoring Program | 16 | • Types of Hazards | 30 |
| • Code of Honor & Scholastic Dishonesty | 16 | • General Safety Rules | 30 |
| • Graduation Requirements | 17 | • Evacuation/Safety Plan | 31 |
| • Eligibility/Scores for Credentialing Exams | 18 | • Animal Bite/Scratch or Accident Reporting | 31 |
| V. STUDENTS RESPONSIBILITIES | | VIII. STUDENT SUPPORT SERVICES & RESOURCES | |
| • Commitment & Respect | 19 | • Aquatic Center | 32 |
| • Independent Work | 19 | • Bookstore | 32 |
| • Employment | 19 | • Business (Bursar) Office | 32 |
| • Student Workload | 19 | • Campus Police Department/Courtesy Patrol | 32 |
| • Noncompliance with Program Policies | 19 | • Computer Lab Use | 32 |
| • Policy and Procedures Changes | 19 | • Copier/Printer Use | 32 |
| • Mandatory Textbooks and Supplies | 20 | • Job Placement Services | 32 |
| • Facility Use & Safety | 20 | • Library | 33 |
| • Uniform/Dress Code Policy | 20 | • S.H.A.R.E. Center | 33 |
| | | IX. AVMA VETERINARY TECHNOLOGY ESSENTIAL SKILLS LIST | 34 |
| | | APPENDIX A – GoPrint | 35 |

I. Program Staff & Faculty Directory

| Name/Title | Office # | Office Phone | Email |
|--|----------|----------------|--|
| Staff | | | |
| Skye Starbuck, L.V.T. <i>Interim Program Coordinator/Clinical Management Supervisor/Adjunct Faculty</i> | 111 | (210) 486-3362 | sstarbuck@alamo.edu |
| Maria Olmos <i>Administrative Services Specialist</i> | 100 | (210) 486-3355 | molomos19@alamo.edu |
| Jennifer Murray, L.V.T. <i>Academic Lab Technician/Program Tutor/Recruiter/Adjunct Faculty</i> | 103 | (210) 486-3363 | jmurray70@alamo.edu |
| Leanna Ruiz, L.V.T. <i>Academic Lab Technician/Program Recruiter</i> | 109 | (210) 486-3360 | lgarcia539@alamo.edu |
| Tamra Schroeder, B.A.A.S., L.V.T., R.L.A.T. <i>Academic Program Specialist/Program Tutor/Clinical Management Supervisor/Adjunct faculty</i> | 103 | (210) 486-3359 | tschroeder1@alamo.edu |
| Faculty | | | |
| Kathryn Rope, B.A., L.V.T. <i>Instructor</i> Adjunct Faculty | 107 | (210) 486-3357 | krope@alamo.edu |
| TBD- DVM's | | | |
| Jennalea Hill, L.V.T. | 100 | (210) 486-3356 | jhill102@alamo.edu |
| Dr. Rob Coke, DVM | 100 | (210) 486-3356 | rcoke@alamo.edu |

Alamo Colleges District Emergency Numbers and Websites

| | | |
|----------------------|----------------|--|
| ACD Emergency: | (210) 485-0911 | ACD Police Department |
| ACD Non-Emergencies: | (210) 485-0099 | |
| ACD Weather Line: | (210) 485-0189 | |
| Palo Alto College: | (210) 486-3000 | www.alamo.edu/pac |

II. GENERAL INFORMATION

Alamo Colleges Vision

The Alamo colleges will be the best in the nation in Student Success and Performance Excellence.

Palo Alto College Mission Statement

To inspire, empower and educate our community for leadership and success

PACVTP Mission Statement

The mission of the Palo Alto College Veterinary Technology Program (PACVTP) is to teach students to work as veterinary health care professionals; to interact with other health care professionals and patients in a professional and ethical manner; to develop the highest possible technical skills required in the veterinary field; to always demonstrate the utmost respect and concern for the well-being of the patients they serve; to demonstrate creative thinking and problem solving; and to provide assistance to graduates and facilitate continuing educational opportunities for fellow technicians.

Program Development

PACVTP is dedicated to the ongoing review and improvement of its program in the education of students for careers in veterinary technology. Implementation of new information, techniques, and technologies is critically important to this process. PACVTP reserves the right to make changes in the curriculum as needed in order to maintain the integrity and quality of its program.

Veterinary Technician Code of Ethics

Every veterinary technician has the obligation to uphold the trust invested in the profession by adhering to the professions Code of Ethics. A code of ethics is an essential characteristic of a profession and serves three main functions.

1. A code of communication to the public and to the members of the profession the ideas of the profession.
2. A code is general guide for professional ethical conduct.
3. A code of ethics provides standards of acceptable conduct that allow the profession to implement disciplinary procedures against those who fall below the standards.

Accreditation

Palo Alto College, one of the Alamo Colleges District, is accredited by the Southern Association of Colleges and Commission on Colleges (SACSCOC) to award associate level degrees.

Palo Alto College's Veterinary Technology Program is accreditation by the [AVMA Committee on Veterinary Technician Education and Activities™ \(CVTEA\)](#) which represents the highest standard of achievement for veterinary medical education in the United States. Institutions that earn accreditation confirm their commitment to quality and continuous improvement through a rigorous and comprehensive peer review. The program's initial accreditation was granted in 1998, and has continued to achieve full accreditation classification status.

Professional Conduct

Veterinary technology students should be responsible for maintaining an individual professional demeanor and a manner of ethical conduct. Students found engaging in professional misconduct may be subject to disciplinary review at the discretion of the college and program policies, Veterinary Technology program administration, or Student Code of Conduct. This policy manual outlines the rules and standards of the Palo Alto College's Veterinary Technology Program you are expected to follow.

All PACVTP students will abide by the [PAC Student Code of Conduct](#) as outlined in the [PAC Academic Catalog](#). Adverse conduct will negatively impact grades and/or may result in dismissal from the program. To meet the ever-changing demands of veterinary care, PACVTP may establish additional standards.

All students are expected to conduct themselves in a professional manner both on and off campus. The academic and professional conduct standards of PACVTP have been established to reflect the standards of performance demanded by the various veterinary occupations. Student's progress and development toward the standards of professional performance are part of the PACVTP mission. Students are expected to assume responsibility for their actions and will be held accountable for

them. Any student that engages in a professional misconduct will have proper paperwork submitted to the student code of conduct officer at Palo Alto College for further investigation.

Examples of professional misconduct include, but are not limited to:

- Retaining copies of exams or quizzes without permission of the instructor. This includes saving web-based assignments on an individual computer for sharing purposes, taking pictures of or recording test, exams, or assignments.
- Failing to report persons in violation of academic dishonesty or situations that may lead to academic dishonesty.
- Discussing patient care and client records with persons other than VTHT (Veterinary Technician Health Technology) faculty or other students assigned to the case.
- Using profanity or vulgar language in the learning or working environment.
- Acting in a disrespectful manner towards VTHT faculty, staff, or fellow students or disrupting the learning environment.
- Engaging in inappropriate conduct or communications prohibited by the Student Code of Conduct or that do not foster an atmosphere of mutual respect and professionalism.
- Failing to follow appropriate avenues for pursuit of grievances or publicizing matters or information that are confidential and/or private.
- Taking photographs, videos, or recordings of patients, laboratory animals, clients, VTHT faculty, staff, or other students without permission from program administration.
- Arriving to VTHT facilities, classes, laboratories, other universities, or program sponsored activities under the influence of alcohol or any drug, which impairs judgment.
- Failure to attend scheduled events, including but not limited to classes and laboratories.
- Failure to abide by clinical management protocols and rules, including the use of personal protective equipment.
- Abuse or neglect of animals will not be tolerated and will result in immediate disciplinary action and possible removal from the program.

Program Learning Outcomes

Upon successful completion of the Veterinary Technology Program, students will be able to demonstrate knowledge in and perform the Essential Skills as defined by the American Veterinary Medical Association's Committee on Veterinary Technician Education and Activities (AVMA CVTEA).

Upon successful completion of the Veterinary Technology Program, students will be able to demonstrate and communicate critical thinking skills in clinical situations such as anesthesia, patient care, and diagnostics, and in anticipation of patient care needs in cooperation with professional colleagues.

Upon successful completion of the Veterinary Technology Program, students will be able to apply knowledge and skills from program curriculum to obtain, maintain and utilize professional credentials in their state (i.e. pass VTNE exam, meet home state credentialing requirements, gain employment).

Student Learning Outcomes

Student learning outcomes are identified and can be found in each course syllabus.

III. PROGRAM GUIDELINES & POLICIES

Program Length

The Palo Alto College Veterinary Technology Program is a full-time two-year, six-semester degree program that culminates in an Associate of Applied Science (AAS) degree in Veterinary Technology. Prerequisite courses must be taken and successfully completed with a “C” or better prior to entry in the program. Once a student is admitted to the program, s/he has a maximum of three years to complete the program.

Each student’s level of preparedness will determine the amount of time required to complete the Program.

STEM Program Advisor for the Program

Malorie Vallejo, Certified Advisor

Office: Rio Grande Room 106A

Phone: (210) 486-3668

E-mail: mvallejo34@alamo.edu

Program Degree Plan

A degree plan with course descriptions for A.A.S. degree is sited in the [PAC Academic Catalog](#) for the 2023-2024 academic year.

| Course # | Course Title | Credit | Course # | Course Title | Credit |
|--|---------------------------------------|--------|---|------------------------------------|--------|
| Semester I (Prerequisites) | | | Semester IV (Summer) | | |
| ENGL 1301 | Composition I | 3 | VTHT 1249 | Veterinary Pharmacology | 2 |
| MATH 1314 | College Algebra | 3 | VTHT 2266 | Practicum (or Field Experience) | 2 |
| PSYC 2301 | General Psychology | 3 | Semester Credit Total 4 | | |
| BIOL 1406 | Biology for Science Majors I | 4 | Semester V (Fall) | | |
| Semester Credit Total 13 | | | VTHT 1341 | Anesthesia and Surgical Assistance | 3 |
| Semester II (Fall) | | | VTHT 2205 | Equine Clinical Management | 2 |
| VTHT 1125 | Pharmacological Calculations | 1 | VTHT 2217 | Exotic Animal Clinical Management | 2 |
| VTHT 1205 | Veterinary Medical Terminology | 2 | VTHT 2331 | Veterinary Clinical Pathology II | 3 |
| VTHT 1301 | Introduction to Veterinary Technology | 3 | Semester Credit Total 10 | | |
| VTHT 1313 | Veterinary Anatomy and Physiology | 3 | Semester VI (Spring) | | |
| Elective | 40 or 50 Core Curriculum Sections | 3 | VTHT 1109 | Veterinary Nutrition | 1 |
| Semester Credit Total 12 | | | VTHT 1217 | Veterinary Office Management* | 2 |
| Semester III (Spring) | | | VTHT 1345 | Veterinary Radiology | 3 |
| VTHT 1203 | Canine and Feline Care and Husbandry | 2 | VTHT 2209 | Food Animal Clinical Management | 2 |
| VTHT 2301 | Canine and Feline Clinical Management | 3 | VTHT 2213 | Lab Animal Clinical Management | 2 |
| VTHT 2321 | Veterinary Parasitology | 3 | Semester Credit Hours 10 | | |
| VTHT 2323 | Veterinary Clinical Pathology I | 3 | Total Credits for Degree 60 | | |
| Semester Credit Total 11 | | | * Capstone Course | | |

Admission Requirements for New Students

Admission to Palo Alto College does not automatically qualify a student for admission to the Veterinary Technology program. Please see the [Veterinary Technology Homepage](#) for complete information about the prerequisites for admission into the program.

Transfer of College Credits

All courses transferred into the degree plan from another institution must be evaluated and approved by the Admissions and Records office, as part of the Veterinary Technology application process.

Students may transfer credit from other AVMA-accredited veterinary technology programs. The criteria used to assess a transfer student's work shall be:

1. The student must provide course(s) syllabus with objectives, course description(s), and transcript of all Veterinary Technology educational background. Only course grades of “C” or better will be considered.

2. Program-specific course(s) must meet CVTEA standards and have been completed no more than 1 year prior to acceptance to the Veterinary Technology Program. The course(s) will need to align with PACVTP courses. Including equivalent credit hours and completion of required essential skills associated with the PACVTP course(s).
3. The student must obtain a letter of recommendation from the previous Program Director that states that the student is in good standing and would be accepted back into the previous program.
4. The student must meet with the Program Director for individual consideration.
5. The applicant must complete all first-time application requirements and will be ranked according using the selection process. All college transfer requirements must also be fulfilled.

The Veterinary Technology Program Director will authorize approval of credit after reviewing transcripts, syllabus, credit hours, and course descriptions. However, additional assessment(s) may be required in the form of the PACVTP final lecture and laboratory practical exam in that particular VTHT course(s) or the student may be required to audit all courses transferred.

Please note: Palo Alto College policy states for any degree or certificate awarded, a student must earn at least 25% of the college-level credit hours required for graduation through instruction by the college in the Alamo Colleges District granting the award. The degree must be awarded by the college that offers the program. Please see the Degree/Certificate Requirements of the Graduation section for additional requirements

Transferable courses are the general education courses. Program specific courses (noted by their VTHT prefix in the course code) are not transferable; however, the experiences and education you receive in our program is an excellent base for further study. Students interested in pursuing a DVM (Doctorate of Veterinary Medicine degree) should consider an Associate of Science degree during their time at PAC.

Student Withdrawal Policy

If a student wishes to withdraw from a course(s) or from the program, the following guidelines must be followed:

1. Students must meet with the Program Director to withdraw.
2. Students are required to complete an exit interview that will then be taken to Malorie Vallejo, STEM academic advisor for veterinary technology.
3. If a student wish to re-renter after withdrawing from the program, the student must reapply and follow the “Program Re-admission Policy” for reentry to program.

Six Drop Rule

Effective as of Fall 2007, students are limited to a total of six (6) course drops during their undergraduate career, including a course(s) dropped at another institution as defined in Section 51.907 of the Texas Education Code. A dropped course is defined as a course in which an undergraduate student at an institution of higher education has enrolled for credit but did not complete.

Carefully consider the number of courses to take and the time commitment required to be successful. Students with a cumulative total of six (6) drops may not drop a course and will be awarded the grade earned at the end of the semester. A waiver may be available through the Admissions/Enrollment Services office. ***For further information on this subject, see PAC Student Handbook under Making the Grade ADD/DROP/WITHDRAW.***

Failure of a Veterinary Technology Course

Failure of any VTHT course(s) will result in withdrawal from all sequential VTHT courses the student maybe enrolled in following the semester the failure occurs. The student will not be allowed to continue and must follow the “Program Re-admission Policy” for reentry to program.

Program Re-admission Policy

If a student wishes to return to the program, the following actions must be followed:

1. Student must have met with the Program Director prior to dropping, to be eligible for consideration for re-admission.
2. If you institutionally withdrew, supporting documentation must be provided which will aid in the decision for your eligibility for re-entry.
3. There is **no automatic admission back into the program**; the program interview panel will have the final decision.
4. Students are only allowed a **ONE-TIME** re-admission to the program.
5. NO VTHT course older than 3 years, prior to graduation, may be counted toward the AAS degree or certificate in Veterinary Technology.
6. Please see the [PACVTP Homepage Admissions Requirements for Returning Students](#) for complete information.

Credentialing Eligibility

Upon completion of Program and College requirements for the Associate of Applied Science Degree in Veterinary Technology **from an AVMA-accredited program**, the graduate is eligible to apply for the Veterinary Technician National Exam (VTNE) and Texas State Board of Veterinary Medical Examiners Licensed Veterinary Technician Examination (LVTE). Passing of a national certification exam is not required for awarding the AAS degree in Veterinary Technology and completion of the AAS degree does not guarantee passage of these exams. A graduate is not an LVT until they meet the requirements of the state credentialing agency. Graduates are eligible to be credentialed upon successful completion of the VTNE and, in Texas, the LVTE.

Applicants with a criminal history are strongly recommended to contact the Texas Board of Veterinary Medical Examiners to request a Criminal History Evaluation Letter. This will allow the student to pursue credentialing with greater confidence of being able to be licensed upon completion of program.

Notes:

1. A Social Security Number (SSN) is required to complete the licensing process in Texas. If the applicant does not have a SSN, the applicant still may be able to take the state exam, but the license will not be issued until a SSN is obtained.
2. If a prospective student has a felony conviction, this could result in denial of licensure. These students would not be eligible for admissions into the program until a declaratory order process is completed with the licensure board and proof of eligibility for licensure or certification is provided. Applicants with a criminal record should contact the Texas Board of Veterinary Medical Examiners.

For additional information, please contact the [Texas Board of Veterinary Medical Examiners](#).

Palo Alto College Veterinary Technology Club

The Vet Tech Club is a mandatory part for the veterinary technology program for all enrolled veterinary technology students. Election of club officers occurs during the first month of each semester. The mission of the club is to support students through their journey in the veterinary technology program, and financial assist them after graduation by contributing to credentialing examinations. The club holds fund-raising events, host program celebrations, club seminar/guest speakers and participates in animal related community service. There is a standardized fee for the club of \$30 each semester. These fees assist in paying for the Student Chapter of National Association of Veterinary Technicians in America (SCNAVTA) membership, parties, and gifts for the veterinary technology student body. There is a minimum of 2 meetings a semester which are mandatory. The Veterinary Technology Club is also responsible for producing and hosting the look book and adoption event each semester for our in-house patients.

The Vet Tech Club is a SCNAVTA. NAVTA is the national organization representing all veterinary technicians. Through student chapters, students learn that active participation in an organization is what makes that organization strong.

IV. ACADEMIC STANDARDS & POLICIES

Student Academic Disability Accommodations

The Disability Support Services (DSS) Office at Palo Alto College processes students' requests for academic accommodations based on a disability covered by the Americans with Disabilities Act (ADA) of 1990 and Section 504 of the Rehabilitation Act of 1973. It is the responsibility of the student to self-identify that he/she has a disability and request academic accommodations through the campus DSS Office. Reasonable accommodations may be provided for students with documented disabilities upon submission of appropriate documentation to the campus DSS Office. Refer to the [DSS website](#) for more information and links to the appropriate online forms. You may also contact Cindy Morgan, Sr. Coordinator at the DSS office at (210) 486-3020 or visit the DSS office located in the Rio Grande, room 133A.

After a student self-identifies as having a disability and provides the appropriate documentation, the DSS Office will determine whether a requested accommodation is reasonable. If a requested accommodation is determined to be reasonable, DSS will issue the student a Letter of Accommodation (LOA) for a particular class in a particular semester. The instructor will be provided a copy of the confidential LOA and is required to comply with the accommodations stated in the LOA for the particular class. The student may reach out to the instructor to discuss privately the LOA.

Palo Alto College is required to provide only reasonable accommodations. The Americans with Disabilities Act (ADA) defines a disability as a substantial limitation of a major life function. A temporary medical condition does not qualify as a disability and is not covered under the ADA of 1990 or under Section 504 of the Rehabilitation Act because the extent, duration, and impact of the condition is not permanent. Academic accommodations are intended to make education accessible to qualified students with a disability and may not provide an unfair advantage to other students. A request for an academic accommodation may not be considered reasonable if it fundamentally alters the nature and substance of the curriculum, presents an undue hardship for the institution, or compromises the academic integrity of the program or course.

Due to industry standards, the nature of the profession being a fast-paced environment, and animal lives being on the line, students will be expected to complete all laboratory skills in a set timely manner. Hence, extra time to perform a surgical task may not be a reasonable accommodation in a laboratory or clinical class. Examples of reasonable accommodations that students may be approved to use at their own cost are:

- Amplified stethoscope,
- Portable speech amplifier,
- Hearing aids,
- Clear surgical masks,
- Magnifying headsets,
- Non-allergenic gloves,
- Magnifying microscope monitor.

Technical Standards

The field of Veterinary Technology is both intellectually and physically challenging. The curriculum of the PAC Veterinary Technology Program seeks to provide a foundation in veterinary technology that will prepare the student to successfully become credentialed and perform a wide variety of professional roles within the veterinary field. A candidate for the profession of veterinary technology must have abilities and skills in many different areas.

The Association of Veterinary Technician Educators (AVTE) has identified the following essential and technical skills and standards for all students to demonstrate with or without a reasonable accommodation, although a program may specify other skills or standards.

General Physical Requirements - Students must:

- Possess the physical ability to
 - Tolerate walking and standing for at least ten minutes at a time, multiple times per hour.
 - Lift and/or carry up to 50 pounds from floor to waist level or higher, several times per day.
 - Lift objects/animals weighing up to 50 pounds to a height of one meter or higher and carry the object/animal for a distance of two meters without assistance.
 - Use hands and arms to handle, install, position, and move materials, equipment, and supplies without assistance.
 - Handle, position, and restrain live animals of small and large animal species.
- Be able to have sustained contact with multiple species of animals and be amenable to learning the safe handling, restraining, and working with these animals. An individual should not be allergic to any species of animals to the extent that would prohibit working in a facility that has them.

Cognitive Ability - Students must:

- Be able to function in a structured environment within significant time constraints and capable of making rapid decisions in urgent situations and meeting deadlines.
- Possess a willingness to assist with and perform a wide variety of routine medical, surgical, and diagnostic procedures common to the veterinary setting; including humane euthanasia and handling of sick, injured, fractious, or aggressive animals without fear.
- Be able to complete required tasks/functions under stressful and/or unpredictable conditions, including emergency situations.
- Be able to access information from books, reference manuals, computers, and paper and electronic medical documents to perform duties and safely use equipment without assistance.
- Be able to prioritize, organize, and utilize time-management skills to perform tasks.
- Evaluate, synthesize, and communicate diagnostic information to the attending veterinarian and/or staff.
- Be able to progress toward minimal supervision as they advance through the program.

Communication Skills - Students must:

- Read, write, speak, and report accurately and effectively in English.
- Comprehend and carry out complex written and oral instructions given in English.
- When communicating verbally with other individuals, either in person or by telephone, be able to make legible and coherent written notes, in English, within the margins and space provided on the appropriate forms.

Professionalism and Interpersonal Skills - Students must:

- Demonstrate professional and socially appropriate behavior; maintain cleanliness and personal grooming consistent with close human and animal contact.
- Be able to interact appropriately with clients and all members of the veterinary healthcare team.
- Have the ability to exercise good judgment and make appropriate professional and procedural judgment decisions under stressful and/or emergency conditions (i.e. unstable patient condition), emergent demands (i.e. stat test orders), and a distracting environment (i.e., high noise levels, complex visual stimuli, aggressive animals).

Manual Dexterity and Mobility - Students must:

- Be able to move his/her entire body a distance of no less than three meters within two seconds of a signal to do so, to move rapidly from danger while handling animals in confined spaces.
- Possess fine motor movements in order to perform the *essential functions* of the profession. This includes the dexterity to manipulate small equipment, adjust resistance on equipment, hold hooves while cleaning and evaluating, manage syringes, catheters, and common surgical instruments.
- Possess tactile ability necessary for physical assessment and to perform nursing duties in a timely manner. This includes performing palpation during physical exams, administering oral, intramuscular, subcutaneous, and intravenous medication, insert and remove tubes, collect organic samples from live animals and perform wound care.
- Possess the ability to palpate and interpret findings, i.e. palpation of pulses, lymph nodes or trachea to determine proper endotracheal tube size.
- Be able to hold surgical instruments in one hand and perform fine movements with such instruments. This includes ability to assist in holding of hemostats or other instruments while assisting in surgery; induce and monitor general anesthesia in an animal patient; place intravenous and urinary catheters without assistance.
- Be able to hold, manipulate, or tie materials ranging from a cloth patch to a very fine string. This includes the ability to hold and manipulate a surgical sponge; tie a 00-silk suture; endotracheal intubation; intravenous injection; catheterize animals to obtain sample of urine and/or other body fluids; apply bandages without assistance.

Auditory, Olfactory, and Visual Skills - Students must:

- Have functional use of senses to safely and correctly assess patients, interpret, and record data.
- Possess adequate visual ability, with or without correction, that allows the determination of minute areas of detail, very small variations in color and adequate depth perception (size, shape and texture), including differentiation of details as viewed through a microscope. This includes ability to characterize and interpret the color, odor, clarity, and viscosity of body structures and fluids, observe variations in skin and mucus membrane color, integrity, pulsations, tissue swelling, etc.
- Possess visual ability to allow for observation and assessment as necessary in nursing care both from a distance and close by in order to recognize physical status and non-verbal responses including behaviors.
- Possess auditory ability necessary to monitor and assess health status, including auscultation of heart and lungs, and hear equipment alarms and warning sounds from animals, humans, and/or equipment of impending danger or injury.
- Recognize and respond appropriately to distress sounds from animal and alarms/warning signals on animal- monitoring equipment directly and through intercommunication systems to ensure patient safety.

- Detect and respond appropriately to odors in order to maintain environmental safety and patient needs.
- Be able to use a compound microscope to identify cells and organisms and be able to differentiate colors of stained objects.
- Be able to observe movement at a distance ranging from 30-45 centimeters to 15-20 meters at a discrimination level that permits detection of subtle differences in movement of the limbs in animals. This includes ability to detect and describe a change in color of hair coat caused by licking or trauma; detect abnormal head posture in a parakeet; monitoring respiratory rate during anesthesia; ability to read anesthesia-monitoring equipment.
- Be able to discriminate shades of black and white patterns in which the band is not more than 0.5 mm in width. This includes ability to characterize bacterial hemolysis on a blood agar plate; density patterns on a radiograph; and ability to see ECG tracing.
- Possess adequate depth perception to allow detection of a 0.5 cm elevation, which is no more than 1cm in diameter on a slightly curved surface having a slightly irregular surface. This includes detection of tissue swelling on the hip on a smooth-haired dog; determining presence of reaction to skin testing for allergies.
- Be able to perceive the natural or amplified human voice without lip reading to permit oral communication in a surgery room with all occupants wearing surgical masks.
- Be able to perceive the origin of sound as needed to detect movement of large animals in a pen or corral; monitoring multiple patients in an ICU.

Attendance Policy

This is a rigorous and complex program and students are required to attend all scheduled lecture and lab sessions, and should be treated as full-time job. To meet the 350 essentials skill requirements that must be completed in this program, it is important to come to class and remain engaged in learning the entire time in order to meet the skills.

Students who are punctual and attend classes regularly do themselves a service and show instructors and other classmates respect. Note: Repeated, consecutive absences may result in being dropped from the program.

Classroom attendance and active participation by each student is expected for optimal learning to occur. It is expected that students remain alert, awake, and focused on course related/specific material during class. Students are expected to arrive on time and remain for the entire class. Students arriving late and/or leaving are a major distraction to other students and the faculty. Faculty reserve the right to prohibit students from entering the classroom late.

As a professional courtesy, you should contact your instructor directly if you anticipate being late or absent. Contacting classmates to relay this information is not appropriate.

Consistent absenteeism, tardiness, delays in returning from breaks and early departures from the classroom are considered unprofessional behaviors. Students will be counseled by faculty if these behaviors occur.

Punctual attendance is expected for scheduled lecture, laboratory, and any outside rotations for each VTHT course. Routine medical, dental, well child check-up appointments, etc. should be planned outside of scheduled course times.

While there may be an occasional need for a student to be absent, **there are no excused absences at PACVTP, except as defined by the PAC Catalog Academic Standards.** This means there will be no distinction made between excused or unexcused absence. **All absences are the same.**

Lecture Rules

All instructors will give a 5-minute window in the lecture only, then the doors to classroom will be closed and you will be counted absent for that lecture. The only exception to this rule is granted to students representing the school in an official capacity and with prior approval from the program director.

- Lecture attendance - 3 absences will result in a loss of 10 points from your **final** lecture grade
- Tardiness - 3 tardies in either lecture or lab are equal to 1 absence

Laboratory Rules

Absences from student laboratory sessions are particularly problematic. Laboratory schedules require a “building block” approach in which skills learned in one lab are utilized as the “building block” of another. Missed laboratory sessions are next to impossible to make up, critical lab skills must be demonstrated to the satisfaction of the course instructor and per AVMA essential skills check-offs.

- Laboratory attendance - 1 absence will result in a loss of 5 points from your **final** lab grade
- A student must remain in lab the entire class period in order to receive full credit, if student leaves early this will

result in an absence and the 5 points will be deducted from your **final** lab grade.

- There is no 5-minute window for laboratory session as these are usually live animal labs and time is of the essence.
- If you are not on time to your lab session you will not be granted access and will be given an absence for the day and 5 points will be deducted from your **final** lab grade

Extraordinary Circumstances for Absences

Under extraordinary circumstances, only the PACVTP Director has the discretion to make an exception to the point deduction for absences. The student must submit a letter of appeal in writing (to include signature and date) to the Director, within one week of the absence with supporting documentation (see below). The Director will evaluate the circumstances and if justified, will assign appropriate substitution work for the missed class. Only one extraordinary exemption, per class, each semester will be permitted. Absences will only be excused in the following circumstances:

- Medical leave for self or family
 - Must provide written documentation from a licensed medical professional, including the provider's information, name of the patient, and dates/times as applicable to show correlation with the absence.
- Jury service
 - Must provide jury summons with dates correlating to the absence.
- Court summons
 - Must provide documentation with dates correlating to absence.
- Military service
 - Any work other than required military service does not constitute an excused absence.
- Death of a family member
 - Documentation via obituary, death certificate, etc. will be accepted.
- Emergency
 - Such as automobile accident or breakdown, evacuation or housing displacement, etc.
 - Student must provide documentation from a competent authority with dates/times correlating to absence.
 - Scheduled veterinary care for your pet will not be excused, though documentation of a medical emergency will be accepted.
- Observance of a religious holiday
 - Student must notify the administrative office prior to the start of the quarter in which the holiday occurs.

Missed Instruction/Exam

Students are responsible for missed instruction and expected to contact their instructors when absent in order to obtain missed material.

If a student is absent on a lecture examination day, the student must request and provide supporting documentation, following the extraordinary circumstances guideline for that make-up exam within one week of absence. **It is at the discretion of the Director to permit the student be provided the missed lecture exam. Due to the nature of laboratory exams, laboratory make-up exams will not be authorized.**

Excessive Absence Policy

Student absences will be recorded from the first day the class meets. Regular and punctual attendance in all classes and laboratories is required. Students who are absent for any reason should always consult with their instructors. Course syllabi provide specific information regarding attendance. Also, **both tardiness and early departure from class are considered forms of absenteeism**. In all cases, students will be held responsible for completion of course requirements covered in their absence.

Additionally, it is the student's responsibility to drop a course for nonattendance. Course instructors establish policy with regard to attendance in their respective syllabi and may drop a student for excessive absences. Absences are considered excessive when more than 12.5 percent of the total contact hours of instruction in a semester, including lecture and lab, are missed. For example, in a three-credit-hour lecture class, students may be dropped after more than six contact hours of absences. Absences are counted regardless of whether they occur consecutively. In special programs with additional accreditation or certification standards, additional attendance requirements may be enforced but faculty must clearly explain these policies in the syllabi.

Students who stop attending class for any reason should contact the instructor to officially withdraw from the class. Students dropping must consult with the instructor for one course or if all courses should meet with an advisor before dropping. Failure to officially withdraw may result in a failing grade for the course. ***For further information on this subject, see PAC Catalog Making the grade.***

Smart Start

The colleges in the Alamo Colleges District support and promote active student engagement and commitment to learning. Students are expected to attend class on the first day and throughout the semester. Students may be dropped who do not attend the first-class meeting or contact the instructor regarding the absence. See [F.6.1.1 \(Procedure\) Student Success: The Student Experience - MyMAP \(Monitoring Academic Progress\)](#). <https://www.alamo.edu/admission-aid/how-to-apply/first-time-students/>

For fully online courses, an attendance verification activity is assigned and must be completed by the 3rd class day. Always check your [ACES](#) account to ensure you were dropped from the course.

Grading and Academic Requirements

This is a competency-based program. Each student is expected to successfully demonstrate competency in classroom work and in clinical skills. The syllabus for each course contains course objectives, guidelines, and the specific criteria for grade calculations.

All VTHT courses require a minimum grade point average of 75. **However, there are courses in the PACVTP that require a minimum of 75 in both the lecture and laboratory components. If there is not a 75 in both lecture and laboratory, the student will not progress through the curriculum. If both portions of the course are a passing grade, the final grade will reflect the average of the two portions. If one part of the course is not a passing grade, the final grade will reflect the non-passing grade portion.**

Students need to take responsibility for knowing their own academic status. If you are not achieving satisfactory grades, it is your responsibility to contact the instructor for assistance.

PACVTP uses the following grading scale in all veterinary technology courses:

| | | |
|----------|---|-----------------------------|
| 90 – 100 | = | A |
| 80 – 89 | = | B |
| 75 – 79 | = | C |
| 60 – 74 | = | D (not Acceptable for VTHT) |
| < 60 | = | F (not Acceptable for VTHT) |

Students must earn a grade of “75” or better in all VTHT courses **to proceed to the next semester**. The course may be retaken the following academic year if space is available. All prerequisite course work must be completed prior to registering for the designated course. Program officials reserve the right to make exceptions.

Early Alert & Intervention

Your academic success is important to your instructors. If instructors notice that you are experiencing academic difficulties early in the term, they will send an email to your [ACES](#) account that will advise you about ways to address those difficulties. It is very important that you promptly respond to any Early Intervention communication. Your success depends on it.

You will also be contacted if you are below academic standards via your ACES email account at 3 and 8 weeks. If you receive this email, it is your responsibility to go and talk with the instructor about your academic progress.

At midterm, the Program Director will require you to come and talk about your grades; it is **MANDATORY** that you come and meet with Program Director at this time.

Academic Advisement

Instructors monitor students’ academic success throughout the semester. Students must track their progress using Canvas. If at any time a student is concerned about their academic success they should schedule an appointment with the course Instructor to discuss ways to address the issue.

Instructors may send academic advising form to students that are below or vulnerability of falling below VTHT course standards. It is recommended that these students then schedule a meeting with the Instructor and it is required that they respond and return the form by the due date.

Students will fill out the Student Academic Action Plan and the may be recommended to meet with the course Instructor periodically to discuss student progress and attend tutor sessions at the VTHT building, during pre-scheduled times determined by VTHT tutor. Once the Instructor is satisfied with the level of achievement, the Students’ departmental academic probation will be released.

Tutoring

Tutoring materials are available upon request from each instructor. Tutoring session will provide set 1-hour group tutoring session per lecture and open lab time every Friday.

Veterinary Technology Mentoring Program

This program serves to provide mentoring to students enrolled at Palo Alto College Veterinary Technology Program. The goal of the mentoring is to build a partnership between the student and the faculty/staff mentor to provide a meaningful learning experience for students outside the classroom. This is for the student to ultimately achieve his/her educational goals. This program enables students to build their professional network, refine their communication skills, make connections between academics and career goals, explore new areas of interest, and gain exposure to career advice.

Students will be assigned a mentor at the beginning of each semester. Mentor and Mentee responsibilities are as follows:

Mentor Responsibilities:

- Mentors are able to support the development of future leaders in veterinary profession, refine their coaching and mentoring skills, and strengthen ties with the Veterinary Technology Program.
- The faculty mentor helps the student identify and set milestones (actions or events which mark a significant change or stage in development), and the faculty mentor provides support and connects students to valuable resources that can help them reach their milestones.
- Spend time at least once a month building a relationship with the student. Possibilities include face-to-face meetings, phone calls, emails, and Zoom meetings.
- Identify realistic goals, listen to the needs of the student, define goals, assess progress and celebrate accomplishments.
- Outline expectations for student initiative.
- Maintain and model professional behavior. Define professional behavior, if needed.
- Respect confidences and trust each other.
- Be yourself, be flexible, and be a good listener.
- Student progress reports will be submitted on a regular basis. Any issues that may arise will be communicated to the program director.

Mentee Responsibilities:

- Initiate and maintain regular contact w/mentor.
- Will spend time at least once a month or more if needed building a relationship with the mentor. Possibilities include face-to-face meetings, phone calls, emails, and Zoom meetings.
- Identify realistic goals, discuss your needs, define goals, assess progress, and celebrate accomplishments.
- Inform mentor about courses, exam schedule, clinical management schedule, and other priorities that may hinder their learning experience.
- Maintain professional behavior.
- Respect confidences and trust each other.
- Communicate problems to the program director.
- Ask for help when needed so that mentors can aid in giving support where needed.

Code of Honor & Scholastic Dishonesty

Honesty, integrity, and high ethical standards are fundamental to the purpose of educating students to take their place within society, as well as within the profession of veterinary medicine. It is the duty of the Veterinary Technology Program to educate students regarding the ethical standards associated with the profession of veterinary medicine. Additionally, it is the responsibility of the faculty and staff to protect honest students from being taken advantage of by those who behave dishonestly.

It is in the best interest of our students that scholastic dishonesty will not be tolerated and that college policies and procedures be followed to provide consistent college-wide enforcement. Scholastic dishonesty includes, but is not limited to: Academic Misconduct, Plagiarism and Cheating. **See the PAC Catalog [Academic Integrity Violations](#) for further information.** Any student accused of plagiarizing or cheating has the right to file an appeal with the program director. Any student that engages in a professional misconduct will have proper paperwork submitted to the student code of conduct officer at Palo Alto College for further investigation.

Academic Misconduct: includes misconduct associated with the classroom, laboratory or clinical learning process. Examples of academic misconduct include, but are not limited to, cheating, plagiarism, excessive absences, use of abusive or profane language, and disruptive and/or threatening behavior.

Plagiarism: includes, but is not limited to, the use of paraphrase or direct quotation of the published or unpublished work of another person without full and clear acknowledgment. It also includes the unacknowledged use of materials prepared by another person or agency engaged in the selling of term papers or other academic materials. To include information gathered from the Internet and not properly identified.

Cheating: includes, but is not limited to: (a) use of any unauthorized assistance in taking quizzes, tests, assessment tests or examinations; (b) dependence upon the aid of sources beyond those authorized by the faculty member in writing papers, preparing reports, solving problems, or carrying out other assignments; or (c) the acquisition without permission of tests or other academic material belonging to a member of the college faculty or staff.

Bullying: Bullying is defined as the aggressive and hostile acts of an individual or group of individuals who are intended to humiliate, mentally, physically injure or intimidate, and/or control another individual or group of individuals.

Specific VTP Applications:

- a. VTP courses have 2-3 sections. It is a violation of the VTP code of honor for VTP students to discuss their quiz/exam experiences with classmates. Don't ask. Don't tell.
- b. VTP students work together on many tasks. Be certain all words and thoughts are your own when you are recording your answers (homework etc.). Plagiarism will not be tolerated.
- c. Group work on open book assignments is prohibited.

Student Ombudsperson:

We recognize the value in having a VTP student act as an avenue for information regarding potential honor code violations. Each fall we ask for volunteers from both classes to act as the honor code ombudsperson (HCO). We then pick a name from the hat to select the HCO for each class. Their role is to pass along, without judgment, any information brought to them by any student. They must maintain absolute confidentiality throughout the process.

Use your creative energy on learning and discovering rather than on thinking of ways to cheat. If you are tempted, or if you have any doubts, don't do it. Ask faculty for clarification. Think of it this way: In future job settings, you will not have a friend or classmate around to help you make decisions that could involve life and death situations.

Graduation Requirements

The PAC general requirements for both the Associate in Applied Science degree in Veterinary Technology and Veterinary Assistance Level 2 Certificate are:

- Complete all required courses* and semester credit hours for the specific degree or certificate
- Achieve a minimum cumulative GPA of 2.0 in the coursework that applies to the student's degree certificate program completed at the college in the Alamo Colleges District awarding the Associate Degree or Certificate.
- Submit official transcripts of all coursework attempted at other colleges and universities.
- Earn a grade of "C" or better in all technical courses directly relating to the technical program, i.e., Associate of Applied Science Degree or Certificate programs as well as all prerequisite courses.
- Earn at least 25% of degree hours required for graduation in residency at the college of the Alamo Colleges District granting the degree or certificate.
- Fulfill all Texas Success Initiative (TSI) requirements.
- Be in Good Academic Standing at the end of the term the student is receiving the award

* The Director of PACVTP and PAC Dean of Career and Technical Education must approve courses that are substituted. It is the student's responsibility to confirm that they have completed degree requirements for all classes in the PACVTP curriculum.

Eligibility & Passing Scores for Credentialing Exams

Licensing Process

A law passed by the 83rd Legislature authorized the Texas Board of Veterinary Medical Examiners to license and regulate veterinary technicians. This law became effective on September 1, 2014. After this date, an individual may not use the term 'LVT' or refer to themselves as a 'Licensed Veterinary Technician' without a license.

Applicants must have graduated from an AVMA accredited Veterinary Technician Program. An applicant must take and pass the Veterinary Technician National Exam (VTNE) prior to being eligible to take the Texas State Board of Veterinary Medical Examiners Licensed Veterinary Technician Examination (LVTE). Once you have passed the VTNE you are then eligible to sit for the State LVTE. More information will be given to you at the end of the program.

More information can be found on the [Texas Board of Veterinary Medical Examiners](#) and [American Association of Veterinary State Boards](#) websites.

Veterinary Technician National Exam (VTNE)

1. Be a graduate of an AVMA accredited Veterinary Technology Program
 - a. AAS degree in Veterinary Technology awarded
 - i. Completion of all 60 hours of program requirements
 - ii. A cumulative grade point average of 2.0 (C or better)
2. Required minimum pass grade of 75%

Texas State Board of Veterinary Examiners Licensed Veterinary Technician Exam (LVTE)

1. Be a graduate of an AVMA accredited Veterinary Technology Program
 - a. AAS degree in Veterinary Technology awarded
 - i. Completion of all 60 hours of program requirements
 - ii. A cumulative grade point average of 2.0 (C or better)
2. Have passed the VTNE with a minimum grade of 75%
3. Required minimum pass grade of 85%

V. STUDENT RESPONSIBILITIES

Commitment & Respect

We recognize you have made a significant commitment to our program and hope that you will accomplish all of your goals while you are in the PACVTP. The faculty and staff of the Veterinary Technology Program are dedicated to helping you succeed. You are expected to treat all faculty and staff with appropriate professional respect.

If you have questions or concerns, please talk to your course instructor first and try to find a solution. If your issues are not resolved, bring your concerns to the program director's attention. Academic and Non-Academic grievance procedures can be found in the PAC Catalog [Student Code of Conduct](#).

Independent Work

Students are expected to do their own work unless an individual course instructor has indicated that group activity is acceptable. In the class and labs students are expected to participate by sharing observations and impressions. Just because you can access something on the internet, it does not mean that you should use it in place of independent work as this may be considered plagiarism.

Students may share notes and resources to facilitate one another's learning; however, it is considered unethical for one student to ask another for copies of papers, projects, old exams, or to show or exchange answers before, during, or after exams, clinical validations or demonstrations.

Students are expected to do their own work on all graded material submitted for course requirements. Since dishonesty harms the individual, fellow students, and the integrity of the university, policies on academic dishonesty will be strictly enforced.

It is considered unethical for a student to secure and/or make copies of any exam that is to be and/or has been administered.

Employment

If possible, students should not have an off-campus job that may interfere with their performance in the program. It is assumed that the student's first responsibility while in the program is his/her education. If employment is necessary, students must determine how many hours they can work and continue to meet the requirements of the Veterinary Technology Program. No special consideration will be consented for students concerning their employment. **On occasion, laboratories or field trips will be scheduled on non-class days. There will also be clinical management assignments that will be scheduled outside of classroom time during the week as well as weekends/holidays.**

Student Workload

The average workload for students in the program is 10-13 credits per semester and 320 clock hours for practicum over the course of the two years. Due to animal care responsibilities and the very nature of our profession, the Veterinary Technology Program does **not** always follow standardized class times and schedules. For example, second year students in anesthesia lab must wait for their patients to recover from surgery before they are free to leave; not every animal recovers from sedation the same. There are many diverse duties involved in operating the program and students should anticipate additional hours outside of normally scheduled class times and make allowances. At times, these responsibilities may have to be taken care of on a weekend, holidays, before 8:00 am or after 5:00 pm.

For every 1 hour of face-to-face instruction, the student is expected to spend at least 2 hours outside of class per week in study time and completion of reading materials.

Noncompliance with Program Policies

Noncompliance with the policies and procedures of the Veterinary Technology Program or clinical affiliates may be grounds for dismissal from the program.

Policy and Procedures Changes

All policies are subject to change by the Veterinary Technology Program faculty as deemed necessary. Students will be notified of changes in writing and will sign the notification, which will be kept in the student file.

Mandatory Textbooks and Supplies

Veterinary Technology textbooks are available for purchase or rental at Campus Bookstores or online. Please visit the [Bookstore Site](#) for hours of operation. The purchase or rental of the required textbooks for each course is mandatory. The course syllabus will list the required textbooks.

Students are responsible for providing the following:

- Complete set of required books for each Veterinary Technology course.
- Scrubs - A complete set of scrubs of the designated color are required for all VTHT classes, with a program embroidered logo and student name on scrub top(s) and scrub jacket.
- A good pair of walking/athletic shoes (with closed toes) are required to fulfill OSHA guidelines.
- Dress for Equine and Large Animal Clinical Management will be a scrub top of the designated color, a pair of jeans that are clean and with no holes, and pair of work boots.
- Simple function, non-programmable, calculator – Cell phones CANNOT be used as a calculator
- Writing utensils:
 - Black pen for keeping the medical record
 - No. 2 pencils for scoring scantrons
 - Black permanent markers
 - Highlighters
- Three ring binders for each class
- Wristwatch with the ability to count seconds for taking heart and respiratory rates, no smartwatches.
- A good quality stethoscope, bandage scissors, and a quick read thermometer are required.
- More details for uniform can be found below under dress code.

Facility Use & Safety

The VTHT building is a secure facility. All exterior doors are to be locked at all times. The main entrance doors remain open during normal “business” hours Monday-Friday 7:00am to 5:00pm. No exterior doors should be propped open unless approved for temporary use by a staff/faculty member and closed immediately after use.

The VTHT facility is available for studying until 9:00pm for current VTHT program students only. For safety purposes, especially during late hours, all students should avoid being alone at the facility, students must leave the facility by 9:00pm. When leaving you can call the non-emergency number (210) 485-0099 and have the campus police escort you to your cars.

Uniform/Dress Code Policy

Veterinary Technicians are the paraprofessionals of veterinary medicine, and as such are seen by the public as being representatives not only of the practice or facility for which they work, but also of the veterinary profession in general. In order to prepare the student to enter the professional work environment and for the safety of our program animals, the following Program Uniform Policy has been adopted. Students in the Veterinary Technology program shall adhere to the following standards of appearance and dress when attending all lecture sessions and all laboratory sessions of any program course, and during all activities at Internship sites or any school related functions. Please note that Clinical Management activities are considered to be laboratory sessions.

Students are representing the program and the veterinary profession. As such, they are expected to maintain an appropriate level of professionalism at all times.

Failure to adhere to the following uniform requirements will result in the student not being allowed into the lecture or laboratory session and will be given an absence for that day for lecture and will result in 5 points off your final laboratory grade as well as missed instruction.

Mandatory PACVTP uniform when in the building:

1. **Clothing** – Avoid wearing scrubs which are overly revealing, which may represent a safety hazard or which may be offensive to colleagues, clients, and staff.
 - a. Complete set of class color scrubs w/monogram (recommend getting more than one set).
 - i. A long-sleeved, **white only**, undergarment may be worn beneath your uniform to help with cold temperatures.
 - b. Class color lab coat w/monogram may **only** be worn over your uniform.
 - c. Optional Jacket with monogramming for warmth.

- d. Equine and food animal management attire will be class color scrub top and a pair of jeans that are clean and with no holes.
 - e. Clinical Management uniform requirements are specified in the clinical management handbook.
2. **Footwear**
 - a. Closed toed shoes are required to fulfill OSHA guidelines
 - i. All lectures and small animal labs must be a leather-type tennis shoe or similar shoes
 - ii. Equine and Food Animal Lecture/Lab boots (**leather type shoe with no heel**) (**no steel toe boots**)
 - iii. Clinical Management (Nonslip closed toed shoes)
 3. **Hair**
 - a. Hair should be clean and well-groomed at all times
 - i. Must be off face and neck and secured back at all times.
 1. If long enough to be kept in a ponytail/braid/bun, it must be put in one.
 2. If short, but long enough to obstruct peripheral vision, it must be pinned back.
 - b. Dyed/colored hair that is either in a manner or in unnatural color (green, blue, striped, etc.) is not permitted.
 4. **Head coverings**
 - a. Nothing shall be worn on the head (baseball caps, scarves, hats, beanies, etc.) unless required for religious culture.
 5. **Personal Grooming**
 - a. Students must present a professional appearance when in the clinical area and while participating in any school activities. (*All clothing should be clean and neat and makeup should not be excessive*)
 - b. Maintain good personal hygiene (*bathing, deodorant, combing hair, clean clothes*)
 - c. Male students should be freshly shaven or have beards, mustaches, and/or sideburns kept well groomed.
 6. **Fingernails**
 - a. Fingernails are to be kept clean and at a length and shape consistent with patient safety.
 - i. Artificial nails are not permitted
 7. **Jewelry**
 - a. No jewelry is permitted in the building, only exceptions are wedding bands, a watch, and solid ear gauges
 8. **Body piercing/Tattoos**
 - a. All tattoos must be covered at all times in the building and when attending a school related activity.
 - b. Facial, skin, and/or visible body-piercing rings/hoops/bars are prohibited.
 9. **Accessories**

We suggest that you label your items to avoid any dispute with another student's identical item

 - a. Black ink pen
 - b. Black permanent marker
 - c. Yellow highlighter
 - d. Wristwatch with second hand, no smartwatches are permitted
 - e. Stethoscope
 - f. Bandage scissors
 - g. Thermometer (Fast/Rapid)
 - h. Chemical splash goggles (ANSI Z87.1) for lab
 - i. Basic calculator are required
 - i. **No** scientific, graphing or programmable calculators are permitted

Failure to adhere to these requirements will result in the student being dismissed from class/lab and given an absence for that day which will result in 5 points off your final lab grade.

Out of class attire while in the building

If you will be in the building for any occasion, the uniform/dress code policy is to be adhered to at all times, this includes tutoring, out of class work, class/lab work setup/corrections, etc. The only time that the uniform does not have to be worn will be while attending Clinical Management rotation. **Refer to the Clinical Management SOP.**

Student Lockers

Each student will be assigned a locker at the beginning of each semester. By signing the Student handbook acknowledgment, you agree to the following:

- **No backpacks, bags, or purses are allowed in any classroom or lab, for safety reasons.**
- You understand you are not allowed to change lockers, without department approval.
- You understand you will provide your own lock to secure your personal belongings. (No heavy-duty locks)

- You understand the locker assigned is subject to search by the Alamo Colleges District Police, if drugs, weapons, or other illegal items are suspected.
- You understand no damage or stickers are allowed on the locker, magnetic or gel clings are permitted.
 - Any damage to your assigned locker may result in a fine and hold of grades until paid.
- You understand it is your responsibility to remove lock and all personal belongings the last day of classes or day you withdraw from the program, whichever occurs first.
 - Any belongings not removed will be considered abandoned and disposed of.
- You understand the College is not responsible for any items left in the locker.

Program Phonebook

To advance the communication lines between students, faculty, and staff members, a program phonebook is created and distributed. This will include a photo, name, phone number, email address, and birth date of each student, faculty, and staff member. This is predominantly composed to allow you to contact another student, faculty, or staff member in regards to program matters (i.e. clinical management, class study groups, and missed class assignments). By signing the acknowledgement, you give permission for this information to be published for program use only.

Transportation

It is the student's responsibility to have adequate & reliable transportation both to and from class, lab, and clinical management. Lack of transportation will not be considered an extraordinary circumstance. Planning alternate methods of transportation is recommended. Students must be prepared to accommodate travel to any off-campus site to meet course objective.

Student Email

Email services are provided to students of the Alamo Colleges District in support of the educational, training, and outreach mission of the colleges and the administrative functions to carry out that mission. Your college-assigned student email account is considered the official electronic channel for communication between the Alamo Colleges District and you. [Policy F.7.1 Student Email Account the Official Electronic Mode of Communication](#)

We recommend that you link your student ACES emails to be sent to your personal email account so that you are able to stay up-to-date with current information that is being sent by the college or by the program as this is the only email address that faculty/staff will contact you at.

Program Communications

Communications in the program between students and instructors will be via Facebook and Canvas course platforms. Facebook is not mandatory, but it is very advisable, if you want this communication tool to be kept in the loop. Each class will have its own Facebook page for correspondence between instructors and students.

Communication is expected to be professional in all encounters. Foul or abusive language in the classroom will not be tolerated. Conflicts are to be resolved in a manner that respects the dignity of every person involved.

Social Media Usage Guidelines

Many of our current and future students, faculty, staff and alumni are using social media to stay connected. PACVTP believes that having a presence in these areas will allow us to broadcast information and interact with a broader audience in an enriching way. In order to operate within these media effectively, PACVTP has developed a **social media protocol** to ensure that all interactions on behalf of PACVTP represent the program's best interests.

Content Guidelines:

1. Posting, releasing or otherwise disclosing any images depicting surgery lab, anesthesia lab, radiography lab, animal handling/restraint lab, wildlife management course, anatomy specimens or necropsy procedures via social networking sites (e.g. Facebook, Twitter, YouTube, Instagram, Snapchat, blogs etc.) is strictly prohibited.
2. This applies to all students, faculty, and staff of the VTP. Pictures of animals (whether owned by College or client), and client information are strictly forbidden from being published or posted on social networking sites, blogs, message boards, or internet websites etc.; without prior approval from the VTP Director.
3. Failure to comply with this may result in disciplinary action by the VTP up to and including dismissal.
4. All materials (such as class notes, handouts, videos, or slide presentations, etc.) posted on Canvas® are solely for the use of our students for educational purposes. They are not be copied or distributed to anyone outside of the PACVTP without the prior written approval of the author/instructor.

5. Veterinary technology students use numerous social networking sites. As VTP students, you are encouraged to **think before you post** to these sites. These sites are available to the public for many years, and posting inappropriate personal material may not serve your professional goals, veterinary career, or the reputation of the College and the Veterinary Technology Program.
6. Use good judgment about content and respect privacy laws. Do not include confidential information about the program, the College, its staff, or students.
7. Representation of your personal opinions as being endorsed by the College or the VTP is strictly prohibited. You may not use the College name, the Veterinary Technology Program name to promote any opinion, product, cause, or political candidate. Be sure to include the statement: "this is my personal opinion and not necessarily that of the College or Veterinary Technology Program" when necessary.
8. While PACVTP and the College do not routinely review content posted to all social media sites, it shall have the right to remove any content for any reason posted to approved PACVTP social media sites, including but not limited to, content that it deems threatening, obscene, a violation of intellectual property rights or privacy laws, or otherwise injurious or illegal.
9. When using or posting online material that includes direct or paraphrased quotes, thoughts, ideas, photos, or videos, always include citations. Provide a link to the original material if applicable.

Visitors

Due to liability issues that are associated with our program, *only* PACVTP staff, faculty, and currently enrolled students are allowed in the veterinary technology building which includes all the laboratory areas as well as the clinical management area. **Visitors including children are not allowed in the building.** Tours of the facility may be arranged by appointment through the program recruiter.

Firearms

Licensed Concealed Campus Carry

Licensed concealed campus carry of handguns at the Alamo Colleges District is permitted effective August 1, 2017. Locked-vehicle storage of firearms not prohibited by Texas Penal Code §46.05 is permitted.

Concealed carry of a handgun by persons licensed to carry may not be restricted except in locations signed as prohibited areas, which includes the veterinary technology building. License holders carrying on campus intending to access prohibited areas must leave their weapons locked in their vehicles. College lockers are not authorized for storage of handguns by license holders.

Texas law does not allow employees or students to tell license holders to refrain from exercising their legal right to carry concealed in class, to ask whether carrying, to demand to pat down, etc. By law, only police are permitted to ask whether a person is a license holder or carrying.

If you see a person openly carrying or deliberately displaying a firearm:

- Call the Alamo Colleges District Police (210) 485-0911.
- Do not confront the person or ask if the person has a permit.

Open Carry of Firearms

No open carry of firearms is allowed on all property owned, controlled, or leased by the College District, including vehicles operated by the Alamo Colleges District or at any off-campus premises at a District or College sponsored activity, function or event.

Additional Alamo Colleges District information on firearms is available on the [Firearm Restrictions](#) website and in the PAC Catalog under My Rights and Responsibilities [Firearms](#).

Campus Parking

All Alamo Colleges District students pay a [Campus Access Fee](#), which covers parking at any of the Alamo Colleges District campuses, off-site locations, or district offices. The fee of \$25 per semester is included when you pay the tuition and fees each semester, with the maximum fee paid not to exceed \$50 per year.

Once you pay your tuition and fees for the semester, you are eligible to park in any of the Alamo Colleges District surface parking lots designated as "Student Parking". **Parking decals are not required for students.** The fee does not guarantee a place to park on campus. You may request a VIA bus pass at no extra charge at the Business (Bursar's) office in Rio Grande, room 110. A valid student ID is required to obtain the pass.

Citations will be issued for law violations including parking in a handicap parking space without a permit, parking in reserved/faculty/staff spaces without permit, parking in incorrect lanes such as fire lanes no parking zones, and running stop signs. Citation fines start at \$16. Any outstanding citation(s) are subject for a hold on your account, which will affect course registration.

Smoking/Tobacco Policy

All of the Alamo Colleges District are designated as a smoke-free environment. Smoking is prohibited in all classrooms, laboratories, offices, conference rooms, hallways, and all other rooms in all buildings, to include parking lots, of the College District, and on all property, which is owned, leased, rented, or otherwise under the control of the College District. Smoke-Free Environment includes the prohibited use of tobacco products and vapor or e-cigarettes. Department of Public Safety officers will issue to those in violation of the policy a penalty citation. Repeated violations will result in further disciplinary action. Reference [POLICY C.2.13 Smoking Education Program](#).

The Alamo Colleges District as a whole shall make every effort through education, counseling, and training to inform all students, faculty, and staff of the harmful effects of smoking or smoke inhalation. Programs of instruction and other materials shall incorporate information on the adverse effects of tobacco.

Student Animal Policy

Only service animals as defined by law are allowed on campus. Non-service animals may be allowed for class purposes, only if certain requirements are met and with prior approval.

VI. COURSE REQUIREMENTS

Classroom Expectations

All members of the class are expected to uphold the Palo Alto College value of Respect for All. Should behavioral disruptions interfere with the instruction of the class and the ability of the class members to learn or the instructor to teach, they may be reported to the Student Conduct Officer in accordance with the [Policy F.4.2 Student Code of Conduct](#).

Rationale

Faculty and students are expected to conduct themselves professionally—in demeanor, use of language, and appearance—in the presence of faculty, staff, other students, patients, and visitors in the classroom and clinical and laboratory settings.

Classroom Environment

Faculty and students are expected to uphold a classroom atmosphere conducive to learning. The faculty is committed to providing the curriculum in a manner that will prepare graduates to be successful in the health care workplace.

It is expected that students will be ready to work and listen throughout the entire class. Professional behavior means that students do not have to be called to order more than once.

Classroom Conduct

Professional demeanor and courtesy to peers, faculty, and guests and/or guest lecturers in the classroom setting are essential to the teaching-learning experience. Classroom conduct is expected to demonstrate mutual respect of faculty, students and peers.

Extraneous Conversations

If students in the classroom have comments pertinent to the topic of discussion, they should share the comments with the entire classroom. Questions and comments directed to the entire group and presented in a collegial professional manner are encouraged.

To avoid disruption of the classroom learning environment, students are encouraged to refrain from extraneous conversations that are **not** pertinent to the classroom discussion. Repeat offenders may be asked to leave the classroom.

Consequences of Unprofessional Behaviors

Consequences are dependent on the disruptive behavior. The faculty has the right to expect appropriate classroom conduct. Students who demonstrate unprofessional behavior will be counseled by their instructor as part of classroom management.

If a student is non-compliant the instructor may:

Stop the lecture and remind student(s) of classroom etiquette. Ask the student(s) to respect the rules or leave the classroom.

Cell Phones

During **every** class, lab, and exam, instructors will ask that all cell phones be placed in the students' assigned locker. If you do not abide by this, then each instructor reserves the right to count you absent for that day or take points off on the exam. Please silence phones when placed locker as to not disturb other students.

Computer Use in Class

We encourage students to use their personal laptop in all classes to take notes or access canvas for PowerPoints, etc. However, we do not encourage students to be doing other work or surfing the web during class. If you do not abide, then the instructor reserves the right to close or have you turn off the laptop/computer, count you absent for that day, and/or take points off on an exam. **It is required that you have a camera on your laptop/computer for attending and taking online lectures, quizzes, and exams.** It is strongly advisable that students have a dependable home personal computer and internet access.

If you do not have a dependable computer and/or internet. The college may be able to provide you a loaner laptop and/or hotspot, at no cost, to assist students with their educational endeavors. Please contact the PAC Information Technology Department at (210) 486-3777 to setup arrangements.

Recording in Class

Taking pictures, videotaping, or voice recording events in the program is prohibited unless permission has been given ahead of time from each individual instructor. If unauthorized PACVTP related pictures, videos, or voice recordings appear on the Internet, appropriate disciplinary action will be taken, including possible dismissal from the program.

Food and Drink in the Classroom

Consumption of food is **not permitted** in classrooms. Beverages in sealed or capped containers are permitted. Beverages must be capped when not being consumed. All students are expected to make sure their seating area is clean prior to leaving the classroom.

Lecture Failure

If the selected course has the pass both lab and lecture assigned to it, then the student must achieve a passing evaluation in lecture performance in order to successfully complete the lecture requirements and pass the course. A student who receives below a 75 for the lecture performance will receive a failing grade in the course, even if the student passes the lab portion with a passing grade.

Laboratory Requirements

Rationale

Clinical laboratory experiences are provided in a variety of institutional and community veterinary care settings that offer an opportunity for students to apply the principles and skills. Written clinical/lab assignments, clinical/lab projects, and clinical/lab simulations are utilized to assist the student in acquiring clinical competence. Consult the Clinical Management Handbook for other requirements for clinical and laboratory learning, including the use of personal protective equipment.

Demonstration of Skill Competency

Skills required for progression in the curriculum are a part of course requirements. Students are required to participate in all scheduled laboratory activities. Students who experience difficulty in achieving competency and confidence in performing skills will be directed to practice these skills with the help of program tutors. Students who do not demonstrate adequate preparation and the ability to perform the required competencies during a lab may be dismissed from lab for the day.

Daily Lab Performance

In addition to evaluating a student's knowledge and skills, there is an obligation to determine whether the student's performance in the treatment and/or care of patients is acceptable for the expectations and standards of the veterinary profession. A student who receives an unsatisfactory evaluation for a lab day because of unsatisfactory professional performance (unsafe, incompetent, or negligent) in the treatment and/or care of patients may be subject to be removed from the lab for that day, course failure, or program dismissal depending on severity of infraction.

Laboratory Failure

If the selected course has the pass both lab and lecture assigned to it, then the student must achieve a passing evaluation in lab performance in order to successfully complete the lab requirements and pass the course. A student who receives below a 75 for the lab performance will receive a failing grade in the course, even if the student passes the lecture with a passing grade.

Erratic Behavior

A student exhibiting erratic behavior may be removed from the clinical laboratory setting. This would be considered endangerment to the patient.

Other Lab Requirements

Each laboratory instructor will provide supervision for students during the scheduled class period. On occasion, students may be involved in using laboratory equipment outside of their regularly scheduled class period.

Proper care should be taken to maintain all machines. It is the student's responsibility to report any malfunctions of the equipment. **Students are required to CLEAN UP after using the laboratory. Failure to assist with cleaning up the lab may adversely affect a student's participation grade and result in demerits.** Unless instructed otherwise, no student is allowed to leave until the laboratory setting is entirely clean.

Examination Rules

- Arrive on time.
 - **No student will be permitted to take any lecture or laboratory exam, including the final, if a student is late.**
- **No** backpacks, pencil pouches, purses, food, or drink are permitted during any exam.
- Cell phones and other electronic accessories are to be in your locker and not on you, if you fail to do this then you may be asked to leave the exam.
 - Failure to do so constitutes cheating and may result in a zero on the exam.
 - Please ensure that these electronics are on silent or off.
- The only items allowed at the desk will include:
 - Pens/Pencils
 - Eraser, if needed
 - Highlighter(s), if needed
 - Scantron(s), if needed
 - Chemical splash goggles (ANSI Z87.1), for labs
 - Basic calculator (no scientific, graphing or programmable calculators are allowed)
 - There will be NO "sharing" of calculators
 - Stethoscope
 - There will be NO "sharing" of stethoscopes
 - Watch w/second hand
 - There will be NO "sharing" of watches
- Restroom breaks are prohibited once exam has started.
- Once the exam has started you will not be allowed to return to your locker.
- During the exam, keep all work covered as much as possible.
 - Talking or looking around the room may result in a zero grade for the exam.
 - Cheating or bringing in material with intent to cheat, will result in a zero for the exam or a more severe penalty.
- Work carefully, but you must finish in the allotted time (exams handed in late may result in a zero)
- When you are finished with your exam, quietly lift your chair and put it under the table, turn in your exam, and quietly gather your belongings.
 - Please leave quietly as to minimize disruptions for those students still taking their exams.
 - Some exams may require you to leave the building after you finish your exam. If informed of this, speaking to a classmate after you finish your exam is prohibited and may result in a zero grade for the exam.

Practicum/Off-Campus Rotation

During the summer in between the first and second year, students are required to complete a 320-hour internship rotation off-campus. A member of the PACTVP's faculty will help coordinate this off-campus course. Student's progress while off-campus will be monitored by e-mails, phone calls, visitation, and evaluation progress reports.

During any off-campus rotations students are expected to promote themselves in a professional manner and program attire standards. If you encounter any problems during these rotations, please inform your instructor first. The instructor or program director will directly address these concerns with the facility, if warranted. Most of these facilities donate their time to further your education. Your behavior reflects back on the PACVTP; please remember to conduct yourself with the appropriate degree of professionalism.

Clinical Management Rotation-Animal Care

One of the essential standards for accreditation of any Veterinary Technology Program by the American Veterinary Medical Association (AVMA) is the use of live animals in the instruction and student practice of nursing, technical, and medical skills. The opportunity to have live animals available for students to develop hands-on skills is at the heart of any practical technical training program. To meet the AVMA curriculum standards and to provide our students with this critical learning resource, the Veterinary Technology Program maintains a set of teaching animals. Whose care is consistent with federal regulations under the Animal Welfare Act and is monitored by the Palo Alto College Institutional Animal Care and Use Committee (IACUC) and the United States Department of Agriculture (USDA).

The daily care of the resident teaching animals, the Program's animal housing and teaching laboratory facilities, is the responsibility of Program students as a requirement of the curriculum. It is not optional. It is a course requirement for the whole two years of the Program and is an integral part of the student's practical training. Moreover, it is the student's ethical obligation.

Providing animal care and facilities maintenance by Veterinary Technology Program students is considered to be an important component of the student's training in animal behavior, husbandry, facility management, teamwork, communication skills, record-keeping, personal responsibility, and (for the second-year students) personnel management. Students will be evaluated by performance and attendance, which will reflect against one lab course each semester. Fall semester will be Introduction to Veterinary Technology, Veterinary Clinical Pathology II and in the spring semester it will be attached to Canine and Feline Clinical Management (SAM) and Veterinary Radiology.

All students registered for one or more courses will be **required** to participate that semester. **If you are a returning student not** registered in one of the courses listed previously, the reflection will be applied to a lab course you are registered to take. This includes early mornings, evenings, and to include weekends and holidays. Daily animal care accounts for 5% of a student's grade in associated class as outlined in the student handbook.

The weekly schedule is set prior to the beginning of each semester and continues throughout the entire semester. Shift requirements are set in a bi-weekly format consisting of: (Sunday AM - Wednesday AM) or (Wednesday PM – Saturday PM). The number of bi-weekly shift requirements vary depending on student enrollment. Unauthorized absences or violations of animal care policies will be reflected in the animal care grade. See the Clinical Management SOP for more information on these policies. **Refer to the PACVTP Clinical Management Standard Operating Procedures for more details.**

The U.S. Department of Agriculture requires that all facilities that use animals for teaching, research or other purposes have an Institutional Animal Care and Use Committee (IACUC). The primary responsibility of this committee is to provide for the humane care and treatment for all animals at PACVTP. As a portion of the responsibility of this committee, a complaint policy and procedure exist:

When any person observes inhumane treatment or has other concerns or questions about any of the Program's animals or the animals brought in for classes, they should first notify the Program Director. If a satisfactory resolution is not obtained, then they may file a report of complaint using the following steps:

- A written report must be drafted, dated, and filed with any IACUC member.
- The IACUC member that receives the complaint will date it, and make copies to forward to all members.
- The IACUC will initiate an investigation, discuss the complaint with as many members that can easily be contacted and determine a resolution if necessary.
- The IACUC will deem if any additional action will need to be taken.
- The IACUC will follow up on any complaint and make sure that any deadline is reached.
- The results of any investigation will be reported to the person who filed the complaint in a timely manner.

The IACUC meets at least two times a year to review animal use protocols and the animal care of program/facilities.

IACUC MEMBERS: Mrs. Skye Starbuck, L.V.T. (Chairperson), Ms. Tamra Schroeder, LVT, Mr. Ty Chumbley, and Mr. Dean Ferris

Animal Welfare Concerns

If you have a question or concern about the animal care or animal handling of the animals used by the veterinary technology program, please contact Skye Starbuck, LVT, Chair of the IACUC, for the veterinary technology program. Mrs. Pawelek can be contacted at 210-486-3362/sstarbuck@alamo.edu

Concerns will be investigated when reported.

For anonymous reporting, you can contact Dr. Robert Garza, Institutional Official, at 210-486-3960.

VII. STUDENT HEALTH & SAFETY REQUIREMENTS

Students are responsible for taking care of themselves while in the Veterinary Technology Program. This would include eating healthy, getting enough sleep, and taking any prescribed medications as directed by your physician. Students will potentially be exposed to chemicals, radiation, zoonotic diseases, and aggressive animals. It is the students' responsibility to use any and all personal protective gear required for the task. Failure to follow the program guidelines and protocols can result in bodily injury to the students and their classmates.

Safety is a primary consideration at PACVTP. Safety is promoted through good facilities and equipment; establishment and enforcement of safety rules; informed and trained personnel; and the use of appropriate protective clothing and equipment.

Please refer to the separate Palo Alto Veterinary Technology Disaster Plan handout for more in depth safety rules and protocols.

Health Insurance

Palo Alto College does not provide a health insurance policy for you as a student. You are required to have your own health insurance while in the program. If you are injured on campus or at a clinical site, an Alamo Colleges District accident report must be submitted to the PACVTP Clinical Management Supervisor and will be sent and filed with the Alamo Colleges District. As a student, you are solely responsible for medical expenses occurred at the time of injury and treatment. You will be required to upload a proof of current health insurance at the beginning of each semester.

While in the program, you cannot hold the Alamo Community College District, its Board of Trustees, officers, employees, representatives, agents, cooperating clinical sites and practitioners or others acting on behalf of the Alamo Community College District liable for any and all claims, demands, actions, settlements, judgments and executions, including, without limitation, personal injury, accidents, illnesses, property damage or loss, crimes (including death) suffered or sustained while participating in the Program and while traveling to and from related events, or while on any Alamo Community College District campus and/or property.

Pregnancy Policy

Because of the nature of this profession, there are certain limitations that should be observed by any student who is pregnant or might be pregnant. The hazards that accompany many of our courses, such as use of radiation, anesthetic gases, formalin, as well as other chemicals, can be highly detrimental to an unborn fetus. Any student who believes she may be pregnant has a right to privacy regarding her pregnancy and to determine the risks she takes with respect to the pregnancy and unborn fetus.

Students who self-disclose that they are pregnant or parenting may meet with the Director of Student Conduct to discuss any reasonable accommodations that may be needed to comply with Title IX of the Education Amendments of 1972. The Director of Student Conduct will help facilitate an interactive discussion between the student, program director and faculty member about reasonable accommodations to help the student continue in the academic program. and any additional measures of protection that may be required in the class(es) or at the facility will take place. For more information, please contact the Director of Student Conduct, Tyler Archer, at tarcher1@alamo.edu or 210-486-3755. The program director or an instructor who receives a self-disclosure from a student is required to refer the student to the Director of Student Conduct for discussions about any accommodations that may be needed.

In addition to the interactive discussion about any accommodations, the program director will lead a safety counseling with the pregnant student to discuss potential hazards and safety issues. After receiving safety counseling, the student must read and sign a form, acknowledging that she received counseling, she understands the risks and may consult with her physician about appropriate measures to ensure the safety of the unborn fetus. It is the student's choice to accept the risks and continue participation in any phase of the program that presents the risks with or without an accommodation. The student is required to meet all objectives and participation standards as any other student. The Program Director will make any arrangements with the faculty or a designated clinical affiliate during the course of the student's pregnancy.

A student should inform the Program Director that she is no longer pregnant so that she continues her progress in the program without pregnancy accommodations.

Immunization Requirements

After program acceptance and prior to beginning the program, it is required for the safety of both the student and the patients that the following immunizations and documentation of the following immunization are obtained at their own expense.

1. Tetanus/Diphtheria/Pertussis (DTaP) - not more than ten years.
2. Bacterial Meningitis – not more than 5 years old (exempt, if greater than 22 years of age)

Rabies Prophylaxis Policy

Rabies is a deadly viral disease carried in the saliva of an infected animal. Animals in a clinical setting may carry zoonotic disease, which includes Rabies. Animals, and people, become infected by being bitten by an infected animal. There is no cure for rabies and it is invariably fatal. Humans that are employed in high-risk professions (like veterinarians and veterinary technologists) can receive pre-exposure vaccination for the disease. This is a series of 2 vaccinations that is intended to protect you from contracting rabies for a minimum of two years, after which single boosters may be administered. Post-exposure treatment for people who have not received the vaccine consists of five injections of human rabies immune globulin and rabies vaccine. While in the program, you will be working with outsourced animals, which means, they come from a shelter and typically no historical background.

It is a mandatory requirement of all students who have been selected for admission to the Veterinary Technology Program to receive a pre-exposure rabies vaccination two shot series prior to enrollment. Documentation verifying rabies vaccination series will be requested prior to registration for the fall semester.

The rabies series will be offered at our on-campus Wellness 360 clinic at a reduced cost. The clinic also will accept health insurance. Please contact your insurance provider prior to making an appointment to ensure that the vaccine will be covered. The on-campus clinic is listed under UT Health San Antonio Wellness 360 at Palo Alto College.

Types of Hazards

Physical Agents

Sharp objects, slippery floors, broken or weak supports, heavy weights, and many other conditions pose a physical hazard.

Radiation

Exposure to radiation is a hazard in veterinary medicine. Every member of the team must wear protective clothing. All staff working with radiation should wear a radiation badge that records radiation exposure.

Pathogens

Pathogens are live infectious bacteria, viruses, fungi, or parasites that pose a threat to humans and animals.

Mutagens

Mutagens are substances that cause changes in chromosomes and thereby induce the occurrence of mutations. Examples of such substance are high doses of X-rays and some chemicals. Carcinogens are substances that can produce cancer directly.

Toxins and Chemical:

Toxins are poisonous substances produced by bacterial, plant, or animal cells. Anesthetic gases and drugs may be toxic.

Zoonotic Disease:

Students may come into contact with some common zoonotic diseases. It is the students' responsibility to understand the potential diseases they can come into contact with and notify an instructor as soon as they are aware of symptoms in themselves or the animals in the program. (*Cat scratch disease, Intestinal parasites, Leptospirosis, Rabies, ringworm, etc.*)

General Safety Rules:

1. Remember that accidents, cuts, scratches, and allergic reactions are the most common hazards.
2. Your safety and the safety practices of others largely depend on being alert to potential dangers.
3. Do not take unnecessary chances.
4. Read and obey posted signs and information.
5. Ask questions, if you are not sure.
6. Do not hurry risky procedures.
7. Keep floors, walls, sinks, and all fixed equipment uncluttered and clean.
8. Place, stabilize, store, and operate movable equipment properly.
9. Wash hands with soap when leaving an animal room.

10. Use only the disinfectants selected by a supervisor and use them precisely as directed.
11. Compressed gases are dangerous.
 - a. Use caution when handling gas canisters.
12. Dispose of syringes, needles, and other “sharps” in proper containers provided.
 - a. Do not allow containers to become overfilled.
13. Wear protective personal equipment (gowns, gloves, mask, goggles) as instructed by instructors.
14. Use animal restraint techniques and equipment as instructed by instructors.
15. Report all bites, scratches, kicks, or injuries inflicted by an animal or object, as well as completing an accident report.
 - a. This report will remain in each students’ file.
16. Absolutely no eating, drinking, or applying cosmetics in clinical management or any laboratory area.
17. Place damaged equipment aside and notify a supervisor so the equipment can be repaired.
18. Master proper methods of lifting.
 - a. Do not lift heavy or awkward objects without instruction or assistance.
19. Take precaution when walking on slippery or irregular floors.

Evacuation/Safety Plan

Safety evacuation plans are prominently displayed in sufficient locations in the veterinary technology building to allow for proper evacuation in the event of emergencies. Alarms and lights will sound during an emergency.

Students shall:

1. Learn, accept and follow all safety regulations.
2. Be aware of and ready to follow evacuation procedures.

Animal Bite/Scratch or Accident Reporting

1. All bite or scratch wounds that result in skin puncture should be washed and cleansed immediately and thoroughly with soap and water for 15 minutes.
 - a. First aid kits are available in the clinical management area.
 - b. After initial first aid is complete the student **must** inform the Clinical Management Supervisor/Team Leader/Instructor of the injury as soon as possible.
 - c. All skin breaking bites and scratches will be required to consult a physician.
 - d. Severe bite or injury that has uncontrolled bleeding are emergencies. The nearest emergency room is at Baptist Neighborhood Hospital-Zarzamora located at 7719 S I-35 frontage Rd San Antonio 78224, 210-572-2955. A map is located in the clinical management area hallway. If unable to transport the District Police Emergency number 485-0911 should be called.
2. An accident report detailing the injury **must be completed** and submitted to Skye Starbuck, LVT, within 24 hours.
 - a. Accident reports are available in the clinical management area.
3. Bite incidents require that the animal be placed under quarantine.
 - a. Length of quarantine will depend on the animal’s vaccination history.

VIII. STUDENT SUPPORT SERVICES & RESOURCES

Aquatic Center (Currently closed for renovations)

Campus Recreation

Recreational activities and sports are coordinated through Campus Recreation. These recreational events are open to all current students, faculty, and staff. The program maintains open hours in the Gymnasium for recreational activities.

Fitness Center

The Fitness Center at Palo Alto College is committed to helping you achieve your goals to get fit for a healthy lifestyle. The Fitness Center is available to Alamo Colleges District students, faculty, and staff with a valid and current Alamo Colleges ID. No initiation fees or contracts are needed to use the facility.

*Entrance into the Fitness Center allows access to the Aquatic Center and Gymnasium during specified times. Contact the Aquatic Center at 210-486-3800 for details and a current schedule.

Bookstore

The bookstore is located in the Student Center, on the main campus of PAC. Students are **required to purchase necessary textbooks prior to the class starting**. Textbooks may be purchased from the bookstore or any other alternate sources. **Textbooks are not optional**. The PAC bookstore also carries various supplies (including scantrons, binders, snacks, etc.). More information is online at [PAC Bookstore](#) or by calling (210) 486-3018.

Business (Bursar) Office

The business office is located in Rio Grande, room 110. This is where you can make cash payments for your tuition. For more information, visit their website at [Business Office](#).

Campus Police Department/Courtesy Patrol

The PACVTP seeks to provide safe and secure learning and work environment for students, staff, and guests. The program will make every effort to minimize criminal opportunities and encourages students and staff to be responsible for their personal safety and the safety of others. If suspicious activity is observed, please report it to Campus Police Department and the Program Director.

Report all campus crimes in progress, severe on campus injuries/illness, fires, or child locked in vehicle to the emergency line at (210) 485-0911.

Report all campus crimes not in progress, non-life-threatening injuries/illness and traffic accidents, suspicious person, courtesy patrols, courtesy escorts, tire inflation, battery boosts, and assistance with vehicle lockouts (no charge-must be on campus) to the non-emergency (dispatch) line (210) 485-0099.

Computer Lab Use

Students are allowed to utilize the computers in the computer lab for classroom assignments when classes are not in session. **NO FOOD OR DRINKS ARE PERMITTED IN THE COMPUTER LAB**. Students must following the Alamo Colleges District acceptable use guidelines or they may lose computer privileges.

Copier/Printer Use

Copiers are available in the Library for student use. No student copies will be made on the front office copier. Printing is available in the computer lab through the Go Print system (currently costs 10¢ per page). If you do not have an account, you can set one up with a credit or debit card. For more information on creating an account see Appendix A.

Job Placement Services

Job lists are available to students seeking positions while they are in school. These jobs are posted on the PACVTP bulletin board and Facebook page. A placement coordinator is available to assist students in the job search. For more information, see [PAC Career & Experiential Learning](#). Graduates may also request job openings to be posted by emailing Maria Olmos at molomos19@alamo.edu.

Library

PAC Library is located in the Ozuna Library and Learning Center and provides onsite library materials, instructional technology, and audio/visual production for teaching and learning purposes. Books may be checked out of the library for a 2- week loan period. Hours of operation and other information can be found at [PAC Library](#).

S.H.A.R.E. Center

Palo Alto College and the Alamo Colleges District remain committed to providing resources to care for students' needs in and outside the classroom. Students receive a personalized assessment and planning to help coordinate resources and monitor students' health and human service needs at the [PAC S.H.A.R.E. Center](#).

Academic Peer Coaching

Academic Peer Coaching Workshop
Academic Peer Coaching Social Circles
Academic Peer Coaching One-on-One Sessions

Career Services

Career services offers preparation services include mock interviews, resume writing assistance, and career exploration. Learn more about our resources and tools for creating the career you want by contacting Advisor Kiana Pina at 210-486-3810 or emailing kpina18@alamo.edu.

Personal Counseling Services

Counseling Services provides students with short-term personal counseling and crisis intervention at no cost to currently enrolled students. Students are encouraged to speak with a counselor to develop strategies that will promote academic and personal success.

Professional counselors assist students in individual counseling with issues such as depression, domestic violence, academic problems, career indecision, relationships, mental health, and other personal matters that may affect educational goals. Small group discussions, seminars, and workshops designed to enhance their ability to define and attain academic, career and personal goals.

In addition, counselors provide referrals to professionals, community agencies, and resources not available at PAC, when necessary. All counseling is confidential.

Counseling Services has moved to a telehealth model of care via a secure online environment. To make an appointment you can call the office (210) 486-3750 or email pac-counselor@alamo.edu using your student.alamo.edu email account.

Financial Wellness

The Financial Wellness program offers free services, resources, and programs that help improve your financial knowledge and address financial emergencies. By gaining skills and increasing your awareness, you can become financially literate to create a path for long-term financial wellbeing. To get started contact Financial Literacy Sr. Advisor Kiana Piña by calling (210) 486-3121 or emailing kpina18@alamo.edu.

Sexual and Reproductive Health Services

By educating and empowering students through sexual and reproductive health education, NAE-B-SAFE is preparing and connecting students with the resources they need to make educated choices that protect their bodies, relationships, and well-being. Services include sexual health education workshops, resources, support, and connections to health service providers.

IX. AVMA VETERINARY TECHNOLOGY 350 ESSENTIAL SKILLS LIST

The Essential and Recommended Skills List (Skills List) is a resource for veterinary technology programs to utilize for curriculum development and instruction as well as an accreditation-monitoring tool for CVTEA. The Skills List represents the complex role of the veterinary technician and encourages instruction in motor, critical thinking and clinical application skills at the entry veterinary technician level. A veterinary technician student, having completed the curriculum, will have gained the prerequisite knowledge and perspective to enable him/her to carry out the following decision-making abilities.

The program must provide documentation of standard criteria for evaluating each student's completion of every essential skill. These criteria must be consistent with standards that reflect contemporary veterinary medicine.

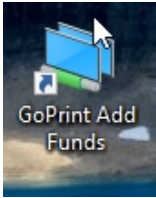
Although the Skills List will serve as a foundation on which to build each program's curriculum, Veterinary Technology instructors are encouraged to expand the list with additional skills representing current trends in veterinary medicine including each observable step necessary for completion of skill.

To view the required skills, visit the AVMA website, CVTEA Accreditation Policies and Procedures-[Appendix H](#).

Appendix A

Adding Funds to a GoPrint Account

On the desktop, click on the “GoPrint Add Funds” icon.



The following screen will open.

Input your GoPrint account User Name and Password and click “Sign In”.

The screenshot shows the 'netcore PRINT' interface for Alamo Colleges Palo Alto College. The page has a teal header with the college logo and a reminder to log out. Below the header, there are two tabs: 'My Print Jobs' and 'My Account'. The 'My Account' tab is active, displaying a 'Sign In To Your Account' form with fields for 'Username' and 'Password', a 'Sign In' button, and a link for 'Forgot your password?'. Below this is a 'Sign Up' form with an 'eMail address' field, a 'Sign Up' button, and a 'Help' button. The background of the content area is bright yellow.

The following screen will open.

Click on the “Add Value” button.

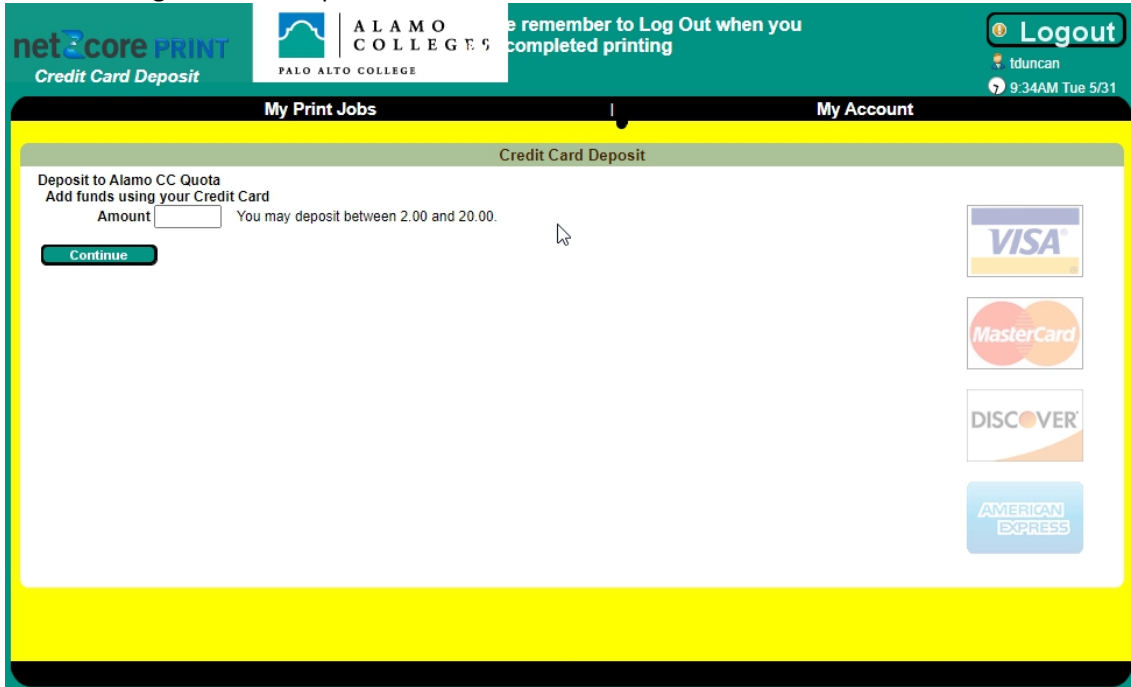
The screenshot shows the 'netcore PRINT' interface after logging in. The user is identified as 'tduncan'. The page has a teal header with the college logo, a reminder to log out, and a 'Logout' button. Below the header, there are two tabs: 'My Print Jobs' and 'My Account'. The 'My Account' tab is active, displaying an 'Account Summary' section with a table of account details and an 'Add Value' button. Below this is a 'Transaction Summary' section with a table of transaction details. The background of the content area is bright yellow.

| Print Jobs | |
|---------------------------------|-------|
| Document Title | Pages |
| No print jobs found for tduncan | |

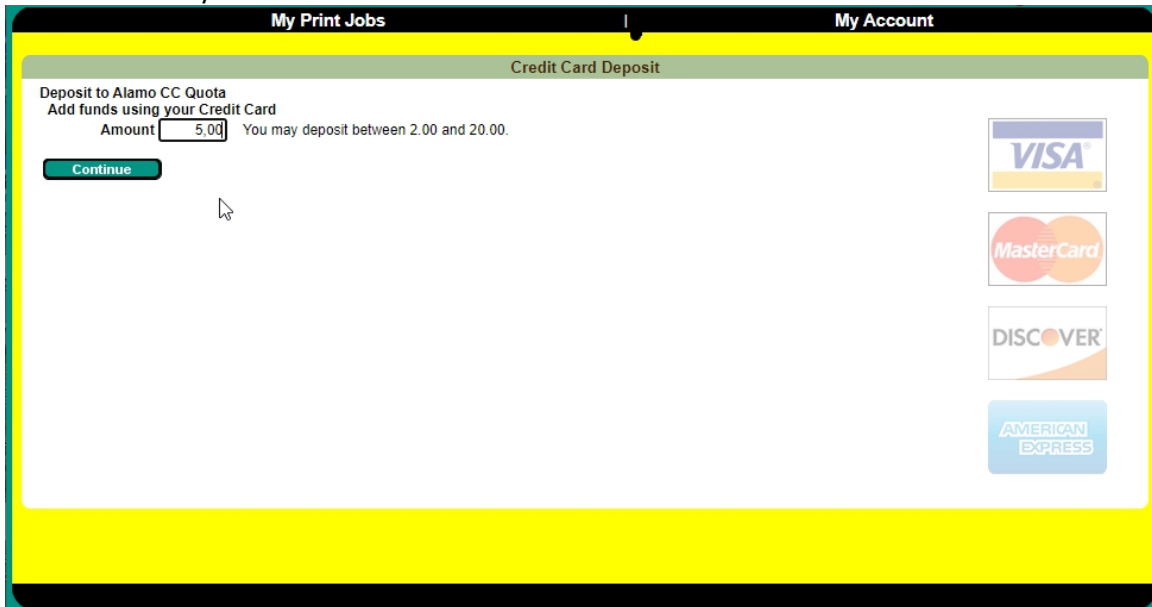
| Account Summary | |
|-----------------|----------------|
| Account | tduncan |
| Purse | Alamo CC Quota |
| Available | \$1.69 |

| Transaction Summary | |
|---------------------|---------|
| Total | \$0.00 |
| Print | 0 Pages |


The following screen will open.




Put the amount you want to add in the "Amount" box and click "Continue".



The following screen will open.



**ALAMO
COLLEGES**
PALO ALTO COLLEGE




Payment

Payment Information * Indicates required information

Total: \$5.00

Payment Method:*



Account Information * Indicates required information

Credit Card Type:*

Account Number:*

Expiration Date:*

Security Code:*

[View Example](#)

Name on Card:*

Contact Information * Indicates required information


Email:*

Day Phone:

Night Phone:

Mobile Phone:

Return Policy Agreement

 By clicking Continue, I agree to the above Return Policy.

After filling out the Credit Card payment information, select either “Cancel this transaction” or “Continue”. After selecting “Continue”, you will be prompted to “Confirm” your transaction. Once it has been confirmed, the money will be available in the User’s account.